

ST. JOSEPH COUNTY AIRPORT AUTHORITY DISTRICT BOARD

MAY 28, 2026

THURSDAY

The Board meeting of the St. Joseph County Airport Authority District was called to order at 11:32 a.m. on Thursday, May 28, 2026, by President David Sage.

Present: David Sage, President
 Vincent Henderson, Treasurer
 Andrew Kostielney, Vice President
 Ashley Portolese-Miller, Secretary

Comprising a quorum of the St. Joseph County Airport Authority District Board; also present at the meeting were:

Michael Misch, Attorney
Mike Daigle, CEO & Executive Director
Renata Matousova, Vice President of Finance & Administration
Julie Curtis, Vice President of Marketing & Air Service Development
Nelfa Newport, Recording Secretary
Jeremy Yahwak, Project Manager
Charles Gray, Assistant Project Manager
Samantha Spencer, Assistant Vice President of Properties
Hodge Patel, Abonmarche
Josiah Twiddy, General Manager Atlantic Aviation

Mr. Sage introduced the first item on the Agenda, approval of the Minutes for April 30, 2026, Special Board meeting.

Mr. Henderson moved, and Mr. Kostielney seconded the motion to approve the Minutes from the Board meeting held on April 30, 2026.

There being no comments, questions, or discussion, with a unanimous vote, the motion carried.

The next item on the Agenda is approval of the Payroll Warrants for May 8, 2026.

Mr. Henderson moved, and Mr. Kostielney seconded the motion to approve Payroll Warrants dated May 8, 2026.

ST. JOSEPH COUNTY AIRPORT AUTHORITY DISTRICT BOARD

MAY 28, 2026

THURSDAY

There being no comments, questions, or discussion, with a unanimous vote, the motion carried.

The next item on the Agenda is approval of Payroll Warrants dated May 22, 2026.

Mr. Henderson moved, and Mr. Kostielney seconded the motion to approve Payroll Warrants dated May 22, 2026.

There being no comments, questions, or discussion, with a unanimous vote, the motion carried.

The next item on the Agenda is approval of Invoice Vouchers and Claim Payments as per Schedule dated May 28, 2026.

Mr. Henderson moved, and Mr. Kostielney seconded the motion to approve Invoice Vouchers and Claim Payments as per Schedule dated May 28, 2026.

There being no comments, questions, or discussion, with a unanimous vote, the motion carried.

Mr. Sage introduced the next item on the agenda.

FINANCIAL STATEMENT FOR THE MONTH OF MARCH 2026.

Mr. Henderson moved, and Mr. Kostielney seconded the motion to accept the Financial Statement report for the month of March 2026.

Comments: Ms. Matousova commented on the Monthly Financial Report-Modified Accrual for the period ending March 2026. Refer to the attached report.

There being no further comments, questions, or discussion, with a unanimous vote, the motion carried.

ST. JOSEPH COUNTY AIRPORT AUTHORITY DISTRICT BOARD

MAY 28, 2026

THURSDAY

PRIVILEGE OF THE FLOOR - NONE

TABLED AND UNFINISHED BUSINESS - NONE

CONTINUING BUSINESS – NONE

NEW BUSINESS

Mr. Sage introduced: CONSIDERATION TO RATIFY LONG-TERM PARKING RATE CHANGE TO \$13 DAILY EFFECTIVE APRIL 23, 2026.

Mr. Henderson moved, and Mr. Kostielney seconded the motion to Ratify Long-Term parking rate change to \$13 daily effective April 23, 2026.

There being no further comments, questions, or discussion, with a unanimous vote, the motion carried.

Mr. Sage introduced: CONSIDERATION TO APPROVE THE 2026-2027 INSURANCE RENEWALS FOR THE ST. JOSEPH COUNTY AIRPORT AUTHORITY AND AUTHORIZING THE CEO/EXECUTIVE DIRECTOR TO SIGN THE NECESSARY DOCUMENTS TO IMPLEMENT THE RENEWALS.

Mr. Henderson moved, and Mr. Kostielney seconded the motion to approve Insurance Renewals for the St. Joseph County Airport Authority and authorizing the CEO/Executive Director to sign the necessary documents to implement the renewals.

There being no further comments, questions, or discussion, with a unanimous vote, the motion carried.

Mr. Sage introduced: CONSIDERATION TO AWARD A CONSTRUCTION CONTRACT TO MICHIANA CONTRACTING, INC. FOR THE TAXIWAYS A & N LIGHTING REHABILITATION PROJECT IN THE AMOUNT OF \$976,855.00 AND AUTHORIZING THE CEO & EXECUTIVE DIRECTOR TO APPROVE CHANGE ORDERS UP TO 20% OF THE CONTRACT AMOUNT.

ST. JOSEPH COUNTY AIRPORT AUTHORITY DISTRICT BOARD

MAY 28, 2026

THURSDAY

Mr. Henderson moved, and Mr. Kostielney seconded the motion to award construction contract to Michiana Contracting, Inc. for the Taxiways A & N Lighting Rehabilitation Project in the amount of \$976,855.00 and authorize CEO & Executive Director to approve change orders up to 20% of contracted amount.

There being no comments, questions, or discussion, with a unanimous vote, the motion carried.

Mr. Sage introduced: CONSIDERATION TO AWARD A CONSTRUCTION CONTRACT TO MICHIANA CONTRACTING, INC. FOR THE RUNWAY 18-36 LIGHTING REHABILITATION PHASE 1 PROJECT IN THE AMOUNT OF \$609,498.81 AND AUTHORIZING THE CEO & EXECUTIVE DIRECTOR TO APPROVE CHANGE ORDERS UP TO 20% OF THE CONTRACT AMOUNT.

Mr. Henderson moved, and Mr. Kostielney seconded the motion to award construction contract to Michiana Contracting, Inc. Runway 18-36 Lighting Rehabilitation Phase 1 Project in the amount of \$609,498.81 and authorizing CEO & Executive Director to approve change orders up to 20% of contract amount.

There being no comments, questions, or discussion, with a unanimous vote, the motion carried.

Mr. Sage introduced: CONSIDERATION TO AWARD A PROFESSIONAL SERVICES CONTRACT FOR CONSTRUCTION ADMINISTRATION SERVICES FOR THE TAXIWAYS A & N AND RUNWAY 18-36 PHASE 1 LIGHTING REHABILITATION PROJECTS TO BUTLER, FAIRMAN & SEUFERT, INC IN THE AMOUNT OF \$398,992.36.

Mr. Henderson moved, and Mr. Kostielney seconded the motion to award Professional Services Contract for Construction Administration Services for the Taxiway A & N and Runway 18-36 Phase 1 lighting Rehabilitation Projects to Butler, Fairman & Seufert, Inc in the amount of \$398,992.36.

ST. JOSEPH COUNTY AIRPORT AUTHORITY DISTRICT BOARD

MAY 28, 2026

THURSDAY

There being no comments, questions, or discussion, with a unanimous vote, the motion carried.

Mr. Sage introduced: CONSIDERATION TO APPROVE NEW LEASE AND OPERATING AGREEMENT WITH SOUTH BEND LUXURY CHAUFFEUR.

Mr. Henderson moved, and Mr. Kostielney seconded the motion to approve New Lease and Operation Agreement with South Bend Luxury Chauffeur.

There being no comments, questions, or discussion, with a unanimous vote, the motion carried.

Mr. Sage introduced: CONSIDERATION TO EXTEND OPERATING PERMIT FOR TUNICA AIR GROUP D/B/A FTAIR.

Mr. Henderson moved, and Mr. Kostielney seconded the motion to Extend Operating Permit to TUNICA AIR GROUP D/B/A FTAIR.

There being no comments, questions, or discussion, with a unanimous vote, the motion carried.

Mr. Sage introduced: CONSIDERATION TO APPROVE USE AND LEASE AGREEMENT WITH BREEZE AVIATION GROUP.

Mr. Henderson moved, and Mr. Kostielney seconded the motion to approve Use and Lease Agreement with Breeze Aviation Group.

There being no comments, questions, or discussion, with a unanimous vote, the motion carried.

EXECUTIVE DIRECTOR'S REPORT

Mr. Daigle commented on the Monthly Composite Stats Review for period ending March 2026.

ST. JOSEPH COUNTY AIRPORT AUTHORITY DISTRICT BOARD

MAY 28, 2026

THURSDAY

Comments: Mr. Daigle commented on the FAA Inspection that was done last week and wanted to congratulate Operations, Maintenance, Public Safety teams and leadership of those departments for the 2nd year in a row, we've had our FAA inspection with no deficiencies and no short findings. Mr. Daigle shared what the FAA Inspector stated during the out-briefing. The inspector was very pleased with what he saw and how business was being done. He also said while we are not required by regulations to follow Safety Management Systems, we are doing an excellent job of following the intent of the guidance. Mr. Daigle stated that even though this is not something we need to do today, we want to get ready and start getting better at it each and every day. Mr. Daigle thanked the team once again.

Mr. Sage introduced: ADJOURNMENT

Mr. Sage asked for a motion to adjourn the meeting.


There was a motion by Mr. Henderson and seconded by Mr. Kostielney to adjourn the meeting.

There being no questions, comments, or discussion, with a unanimous vote, the motion carried.

The Board meeting adjourned at 11:44 a.m.

ST. JOSEPH COUNTY AIRPORT AUTHORITY DISTRICT BOARD

By: X

A handwritten signature in black ink, consisting of several loops and a long horizontal stroke, written over a solid horizontal line.

Secretary

Written By: Michael A. Daigle, A.A.E.

ST. JOSEPH COUNTY AIRPORT AUTHORITY

Monthly Financial Report - Modified Accrual

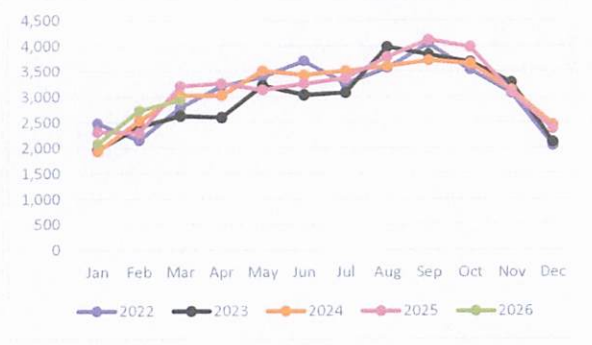
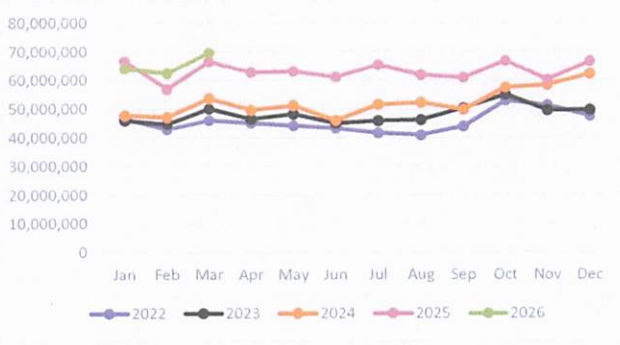
For the Period Ending March 31, 2026

	Year To Date Comparison					Annual Comparison			
	03/31/2025	03/31/2026	% of budget	Incr/(Decr)	%	2024	2025	2026	2026
	Actual	Actual				actual	actual	budget	projections
Operating Activity									
Operating Revenue									
Airfield	395,599	518,639	25 %	123,040	31%	1,611,979	1,932,540	2,089,872	2,380,587
Terminal - Aviation	614,057	801,167	25%	187,110	30%	2,273,818	2,705,096	3,267,905	3,421,135
Terminal - Non-Aviation	127,902	162,873	17%	34,971	27%	465,622	703,474	935,371	814,377
Concessions	548,858	660,108	18%	111,250	20%	2,173,108	2,993,199	3,573,761	3,280,078
Parking	1,460,804	2,203,441	29%	742,637	51%	4,364,268	6,294,974	7,607,247	9,268,046
FBO	195,248	194,586	22%	(662)	0%	782,323	2,818,731	868,073	2,132,229
Building	49,882	77,463	13%	27,581	55%	380,872	439,316	591,687	558,104
Other	11,000	3,247	9%	(7,753)	-70%	38,000	38,250	38,000	38,000
Total Operating Revenue	3,403,350	4,621,524	24%	1,218,174	36%	12,089,991	17,925,581	18,971,916	21,892,555
Operating Expenses									
Employee Expenses	2,242,788	2,442,819	26 %	200,031	9%	7,536,268	8,597,577	9,362,669	9,073,327
Supplies	569,904	566,536	20 %	(3,368)	-1%	1,167,113	2,151,167	2,837,672	2,181,016
Repairs	605,465	412,018	10 %	(193,447)	-32%	2,781,386	2,463,951	4,040,977	3,636,879
Service Contracts	40,273	199,960	104 %	159,687	397%	107,144	252,299	192,797	1,101,736
Marketing	542,835	480,018	30 %	(62,818)	-12%	698,958	1,787,306	1,597,619	1,693,675
Utilities (Gas, Water, Elec)	220,670	260,885	31 %	40,216	18%	695,104	777,386	844,275	960,553
Other Services and Charges	464,317	539,870	10 %	75,553	16%	2,662,587	2,556,694	5,255,919	4,730,327
Total Operating Expenses	4,686,252	4,902,105	20 %	215,853	5%	15,648,559	18,586,378	24,131,929	23,377,513
Operating Income (excluding depreciation)	(1,282,902)	(280,581)		1,002,321		(3,558,569)	(660,797)	(5,160,013)	(1,484,958)
Non-Operating Activity									
Other Revenue									
Property Taxes	0	0	0 %	0	0 %	4,327,058	4,397,441	4,801,507	4,801,507
Other Tax Distributions	134,005	138,545	14 %	4,540	3 %	960,303	892,187	992,739	992,739
Interest Revenue	209,799	179,644	22 %	(30,156)	(14) %	940,869	837,743	833,727	833,727
Federal Grant - Operating (LEO, ARP, CARES)	0	-		0	0 %	1,013,257	-	-	-
Miscellaneous Revenue	78,802	14,667		(64,135)	(81) %	624,761	392,542	20,000	14,667
Customer Facility Charge	228,020	219,272	11 %	(8,748)	(4) %	946,440	1,250,370	2,023,000	2,023,000
Passenger Facility Charge Revenue	574,012	581,971	24 %	7,959	1%	2,026,270	2,307,220	2,422,581	2,422,581
Total Other Revenue	1,224,638	1,134,097	10 %	(98,499)	-8%	10,838,958	10,077,503	11,093,554	11,088,221
Capital Activity and Debt Service									
Capital Grants	921,727	1,351,284		429,558	N/A	38,355,353	22,885,875	43,858,200	43,858,200
Capital Spending	(2,034,272)	(3,988,101)		(1,953,830)	N/A	(44,374,938)	(29,371,757)	48,598,551	48,598,551
Debt Service Payments	0	0		0	N/A	1,512,693	1,707,008	1,709,000	1,709,000
Total Capital Activity and Debt Service	2,955,999	5,339,386	(83) %	2,383,387	81%	81,217,598	50,550,624	(6,449,351)	(6,449,351)
Total Non-Operating Activity	4,180,836	6,473,483		2,284,888		92,056,555	60,628,127	4,644,203	4,638,870
Net Activity	2,897,734	6,192,902		3,287,209		88,497,986	59,967,330	(515,810)	3,153,911

2026 COMPOSITE STATISTIC CHART



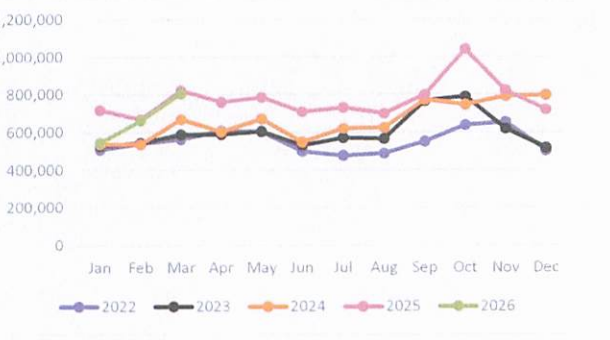
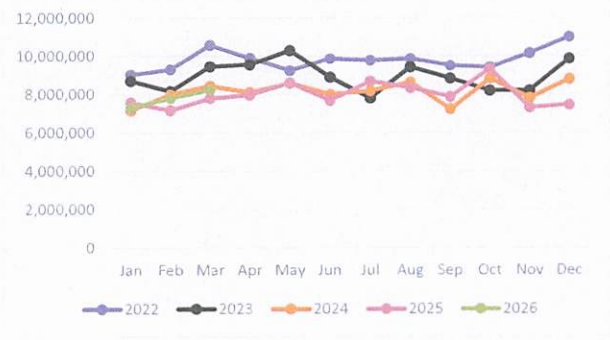
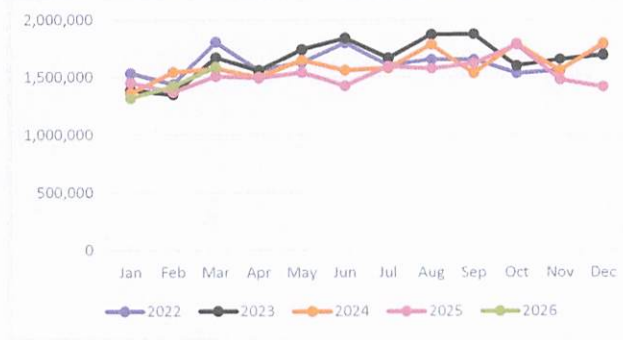
	Airline Departing Passangers					Aircraft Landed Weight					Aircraft Operations				
	For Ref.					For Ref.					For Ref.				
	2024	2025	2026	Diff.	%	2024	2025	2026	Diff.	%	2024	2025	2026	Diff.	%
Jan	29,943	43,051	41,671	(1,380)	-3.2%	47,779,476	66,798,912	64,181,356	(2,617,556)	-3.9%	1,934	2,319	2,085	(234)	-10.1%
Feb	34,828	40,971	44,873	3,902	9.5%	47,189,915	56,939,247	62,513,477	5,574,230	9.8%	2,532	2,295	2,734	439	19.1%
Mar	40,612	50,684	52,471	1,787	3.5%	53,691,797	66,562,616	69,654,729	3,092,113	4.6%	3,026	3,207	2,935	(272)	-8.5%
Apr	34,927	44,067			0.0%	49,657,991	62,798,276			0.0%	3,021	3,256			0.0%
May	35,803	46,255			0.0%	51,150,696	63,158,079			0.0%	3,507	3,132			0.0%
Jun	35,146	46,505			0.0%	45,996,409	61,092,153			0.0%	3,420	3,252			0.0%
Jul	37,999	49,030			0.0%	51,511,367	65,388,549			0.0%	3,505	3,357			0.0%
Aug	37,916	44,736			0.0%	52,145,652	61,850,873			0.0%	3,596	3,780			0.0%
Sep	36,272	43,022			0.0%	49,794,493	60,866,871			0.0%	3,713	4,117			0.0%
Oct	41,004	51,339			0.0%	57,395,915	66,729,591			0.0%	3,655	3,973			0.0%
Nov	41,429	43,891			0.0%	58,318,394	60,073,816			0.0%	3,126	3,092			0.0%
Dec	45,305	46,372			0.0%	62,132,777	66,565,216			0.0%	2,454	2,367			0.0%
Total	451,184	549,923				626,764,882	758,824,199				37,489	38,147			
YTD	105,383	134,706	139,015	4,309	3.2%	148,661,188	190,300,775	196,349,562	6,048,787	3.2%	7,492	7,821	7,754	(67)	-0.9%



2026 COMPOSITE STATISTIC CHART



	Air Cargo - Pounds Enplaned & Deplaned					Total Gross Landed Weight - Cargo					Aviation Fuel Flowage - Gallons				
	For Ref.					For Ref.					For Ref.				
	2024	2025	2026	Diff.	%	2024	2025	2026	Diff.	%	2024	2025	2026	Diff.	%
Jan	1,359,896	1,451,275	1,317,738	(133,537)	-9.2%	7,181,500	7,598,400	7,309,440	(288,960)	-3.8%	536,795	718,949	545,139	(173,810)	-24.2%
Feb	1,543,817	1,369,911	1,421,244	51,333	3.7%	7,987,000	7,183,000	7,812,264	629,264	8.8%	536,844	669,120	662,347	(6,773)	-1.0%
Mar	1,573,970	1,507,164	1,587,023	79,859	5.3%	8,427,000	7,786,500	8,246,352	459,852	5.9%	669,234	822,700	805,706	(16,994)	-2.1%
Apr	1,497,698	1,492,359			0.0%	8,095,800	7,969,000			0.0%	601,940	761,194			0.0%
May	1,650,311	1,543,069			0.0%	8,587,000	8,609,588			0.0%	672,467	785,200			0.0%
Jun	1,558,932	1,425,977			0.0%	7,996,500	7,678,452			0.0%	549,159	709,388			0.0%
Jul	1,578,833	1,593,146			0.0%	8,176,500	8,688,058			0.0%	620,106	730,892			0.0%
Aug	1,785,554	1,574,356			0.0%	8,619,500	8,335,240			0.0%	623,831	698,858			0.0%
Sep	1,535,798	1,619,141			0.0%	7,233,420	7,868,852			0.0%	772,173	797,989			0.0%
Oct	1,792,620	1,785,209			0.0%	8,811,500	9,333,646			0.0%	745,162	1,040,441			0.0%
Nov	1,554,657	1,478,820			0.0%	7,799,000	7,299,146			0.0%	790,675	820,495			0.0%
Dec	1,794,285	1,416,777			0.0%	8,785,000	7,447,352			0.0%	795,734	718,486			0.0%
Total	19,226,371	18,257,204				97,699,720	95,797,234				7,914,120	9,273,712			
YTD	4,477,683	4,328,350	4,326,005	(2,345)	-0.1%	23,595,500	22,567,900	23,368,056	800,156	3.5%	1,742,873	2,210,769	2,013,192	(197,577)	-8.9%



2026 COMPOSITE STATISTIC CHART



	Parking - Gross Sales					South Shore Passengers					International Flights - GAF				
	For Ref.					For Ref.					For Ref.				
	2024	2025	2026	Diff.	%	2024	2025	2026	Diff.	%	2024	2025	2026	Diff.	%
Jan	\$436,966	\$541,633	\$693,449	\$151,816	28.0%	8,213	13,816	15,478	1,662	12.0%	7	3	7	4	133.3%
Feb	\$466,727	\$564,739	\$730,635	\$165,896	29.4%	8,510	12,865	15,242	2,377	18.5%	4	9	4	(5)	-55.6%
Mar	\$556,549	\$696,743	\$807,587	\$110,844	15.9%	13,427	20,116	22,649	2,533	12.6%	6	15	6	(9)	-60.0%
Apr	\$476,179	\$620,777			0.0%	12,596	21,299			0.0%	4	5			0.0%
May	\$411,178	\$605,143			0.0%	16,802	22,766			0.0%	14	6			0.0%
Jun	\$385,171	\$584,648			0.0%	17,947	20,520			0.0%	5	6			0.0%
Jul	\$367,920	\$549,808			0.0%	22,167	24,198			0.0%	9	8			0.0%
Aug	\$408,804	\$527,881			0.0%	19,657	24,452			0.0%	5	6			0.0%
Sep	\$412,647	\$549,971			0.0%	18,564	21,942			0.0%	15	15			0.0%
Oct	\$460,191	\$641,451			0.0%	19,508	23,922			0.0%	4	17			0.0%
Nov	\$427,403	\$594,963			0.0%	20,943	23,135			0.0%	7	10			0.0%
Dec	\$438,690	\$569,555			0.0%	23,235	22,717			0.0%	6	3			0.0%
Ann. Total	\$5,248,426	\$7,047,312				201,569	251,748				86	103			
YTD	\$1,460,242	\$1,803,115	\$2,231,671	\$ 428,556	23.8%	30,150	46,797	53,369	6,572	14.0%	17	27	17	(10)	-37.0%

