

# ST. JOSEPH COUNTY AIRPORT AUTHORITY DISTRICT BOARD

OCTOBER 30, 2025

THURSDAY

The Board meeting of the St. Joseph County Airport Authority District was called to order at 11:30 a.m. on Thursday, October 30, 2025, by Vice President Andrew Kostielney.

Present:

Andrew Kostielney, Vice President  
Vincent Henderson, Treasurer  
Ashley Portolese-Miller, Secretary

Comprising a quorum of the St. Joseph County Airport Authority District Board; also present at the meeting were:

Mike Daigle, CEO & Executive Director  
Michael Misch, Attorney  
Renata Matousova, Vice President of Finance & Administration  
Patrick Mac Carthaigh, VP of Operations  
Julie Curtis, VP of Marketing & Air Service Development  
Nelfa Newport, Recording Secretary  
Jeremy Yahwak, Project Manager  
Jim Sipocz, Friend of the Authority

Mr. Kostielney introduced the first item on the agenda, approval of the Minutes from September 25, 2025, Board meeting.

Mr. Henderson moved, and Mrs. Portolese-Miller seconded the motion to approve the Minutes from the Board meeting held on September 25, 2025.

There being no further comments, questions, or discussion, with a unanimous vote, the motion carried.

The next item on the agenda is approval of the Payroll Warrants dated September 26, 2025.

Mr. Henderson moved, and Mrs. Portolese-Miller seconded the motion to approve the Payroll Warrants dated September 26, 2025.

There being no further comments, questions, or discussion, with a unanimous vote, the motion carried.

The next item on the agenda is approval of the Payroll Warrants dated October 10, 2025.

Mr. Henderson moved, and Mrs. Portolese-Miller seconded the motion to approve the Payroll Warrants dated October 10, 2025.

There being no further comments, questions, or discussion, with a unanimous vote, the motion carried.

The next item on the agenda is approval of the Payroll Warrants dated October 24, 2025.

**ST. JOSEPH COUNTY AIRPORT AUTHORITY DISTRICT BOARD**

**OCTOBER 30, 2025**

**THURSDAY**

Mr. Henderson moved, and Mrs. Portolese-Miller seconded the motion to approve the Payroll Warrants dated October 24, 2025.

There being no further comments, questions, or discussion, with a unanimous vote, the motion carried.

The next item on the agenda is to approve Invoice Vouchers and Claim Payments as per Schedule dated October 30, 2025.

Mr. Henderson moved, and Mrs. Portolese-Miller seconded the motion to approve the Invoice Vouchers and Claim Payments dated October 30, 2025.

There being no further comments, questions, or discussion, with a unanimous vote, the motion carried.

Mr. Kostielney introduced the next item on the agenda.

FINANCIAL STATEMENT FOR THE MONTH OF AUGUST 2025.

Mr. Henderson moved, and Mrs. Portolese-Miller seconded the motion to accept the Financial Statement report for the month of August 2025.

Mrs. Matousova referred to the Statement of Revenues Disbursements and Activity (Modified Accrual Basis) for the period ending August 2025. Refer to the attached report.

There being no further comments, questions, or discussion, with a unanimous vote, the motion carried.

Mr. Kostielney introduced: PRIVILEGE OF THE FLOOR

Mr. Sipocz complimented how Allegiant took really good care of passengers going to SBN and stated that Allegiant went out of their way to take good care of him and his daughter.

Mr. Kostielney introduced: TABLED AND UNFISHED BUSINESS - NONE

Mr. Kostielney introduced: CONTINUING BUSINESS - NONE

NEW BUSINESS

Mr. Kostielney introduced: CONSIDERATION TO APPROVE RESOLUTION 2025-12 AUTHORIZING THE SALE OF SURPLUS REAL PROPERTY.

Mr. Henderson moved, and Mrs. Portolese-Miller seconded the motion to Approve Resolution 2025-12 for authorizing the sale of surplus real property.

There being no further comments, questions, or discussion, with unanimous vote, the motion carried.

**ST. JOSEPH COUNTY AIRPORT AUTHORITY DISTRICT BOARD**

**OCTOBER 30, 2025**

**THURSDAY**

Mr. Kostielney introduced: CONSIDERATION TO APPROVE RESOLUTION 2025-13 AIRPORT RATES AND CHARGES

Mr. Henderson moved, and Mrs. Portolese-Miller seconded the motion to approve Resolution 2025-13, Airport Rates and Charges.

There being no further comments, questions, or discussion, with unanimous vote, the motion carried.

Mr. Kostielney introduced: CONSIDERATION TO REJECT ALL BIDS FOR THE “FRONT DRIVE FAA COMMERCIAL TRAVEL LANES” PROJECT RECEIVED ON SEPTEMBER 18, 2025.

Mr. Henderson moved, and Mrs. Portolese-Miller seconded the motion to reject all bids for the “Front Drive FAA Commercial Travel Lanes” project.

There being no further comments, questions, or discussion, with unanimous vote, the motion carried.

Mr. Kostielney introduced: CONSIDERATION TO APPROVE RE-ISSUING ADVERTISEMENT FOR BIDS FOR THE “FRONT DRIVE FAA COMMERCIAL TRAVEL LANES” PROJECT.

Mr. Henderson moved, and Mrs. Portolese-Miller seconded the motion to approve re-issuing Advertisement for Bids for the “Front Drive FAA Commercial Lanes” project.

There being no questions, comments, or discussion, with unanimous vote, the motion carried.

Mr. Kostielney introduced: CONSIDERATION TO APPROVE ISSUING A REQUEST FOR PROPOSALS (RFP) FOR DESIGN-BUILD FOR THE “GATE 7 PASSENGER BOARDING BRIDGE REPLACEMENT” PROJECT.

Mr. Henderson moved, and Mrs. Portolese-Miller seconded the motion to approve issuing a Request for Proposals (RFP) for Design-Build for the “Gate 7 Passenger Boarding Bridge Replacement” project.

There being no questions, comments, or discussion, with unanimous vote, the motion carried.

Mr. Kostielney introduced: CONSIDERATION TO APPROVE RE-ISSUING ADVERTISEMENT FOR BIDS FOR THE “PUBLIC SAFETY BUILDING HVAC REPLACEMENT” PROJECT.

Mr. Henderson moved, and Mrs. Portolese-Miller seconded the motion to approve issuing an Advertisement for Bids for the “Public Safety Building HVAC Replacement” project.

**ST. JOSEPH COUNTY AIRPORT AUTHORITY DISTRICT BOARD**

**OCTOBER 30, 2025**

**THURSDAY**

There being no further comments, questions, or discussion, with unanimous vote, the motion carried.

Mr. Kostielney introduced: CONSIDERATION TO APPROVE ISSUING A REQUEST FOR QUALIFICATIONS FOR PROFESSIONAL SERVICES FOR THE DESIGN ENGINEERING OF THE "RUNWAY 18 OBJECT FREE AREA FENCE RELOCATION" PROJECT.

Mr. Henderson moved, and Mrs. Portolese-Miller seconded the motion to approve issuing a Request for Qualifications for professional services for the design engineering of the "Runway 18 Object Free Area Fence Relocation" project.

There being no further comments, questions, or discussion, with unanimous vote, the motion carried.

Mr. Kostielney introduced: CONSIDERATION TO APPROVE AND AWARDING THE CONTRACT FOR THE "SOUTH AUXILIARY PARKING LOT PHASE GRADE AND STONE" BASE BID PLUS ADD ALTERNATE 1 TO C&E EXCAVATING, INC. FOR \$832,860.00.

Mr. Henderson moved, and Mrs. Portolese-Miller seconded the motion to approve and awarding the contract for the "South Auxiliary Parking Lot Phase Grade and Stone" Base Bid plus Add Alternate 1 to C&E Excavating, Inc. for \$832,860.00.

There being no further comments, questions, or discussion, with unanimous vote, the motion carried.

Mr. Kostielney introduced: CONSIDERATION TO APPROVE GLYCOL GROUND LEASE PLUS PERMIT FEE TO UNITED GROUND EXPRESS FOR GLYCOL STORAGE.

Mr. Henderson moved, and Mrs. Portolese-Miller seconded the motion approving Glycol Ground Lease plus permit fee to United Ground Express for glycol storage.

There being no further comments, questions, or discussion, with unanimous vote, the motion carried.

Mr. Kostielney introduced: CONSIDERATION TO APPROVE GLYCOL GROUND LEASE PLUS PERMIT FEE TO DELTA FOR GLYCOL STORAGE

Mr. Henderson moved, and Mrs. Portolese-Miller seconded the motion to approve Glycol Ground Lease plus permit fee to Delta for glycol storage.

There being no further comments, questions, or discussion, with unanimous vote, the motion carried.

Mr. Kostielney Introduced: CONSIDERATION TO APPROVE GLYCOL GROUND LEASE PLUS PERMIT FEE TO SIGNATURE AVIATION FOR GLYCOL STORAGE.

Mr. Henderson moved, and Mrs. Portolese-Miller seconded the motion to approve Glycol Ground Lease plus permit fee to Signature Aviation for glycol storage.

# ST. JOSEPH COUNTY AIRPORT AUTHORITY DISTRICT BOARD

OCTOBER 30, 2025

THURSDAY

There being no further comments, questions, or discussion, with unanimous vote, the motion carried.

Mr. Kostielney introduced: CONSIDERATION TO PERMIT EXTENSION FOR LIMOUSINE SERVICES TO SOUTH BEND LUXURY CHAUFFER.

Mr. Henderson moved, and Mrs. Portolese-Miller seconded the motion to permit extension for Limousine services to South Bend Luxury Chauffer.

There being no further comments, questions, or discussion, with unanimous vote, the motion carried.

## THE EXECUTIVE DIRECTOR'S REPORT

Mr. Daigle referred to the 2025 Composite Statistic Chart for the period ending August 2025.

Mr. Daigle's Comments:

Mr. Daigle reported that he attended the Aviation Indiana Conference, held in South Bend at the Four Winds Casino on October 14–16. He stated that it was the best conference he had ever attended. Mr. Daigle also recognized Patrick MacCarthaigh for his excellent work in organizing the conference and thanked Abonmarche for sponsoring the event.

Mr. Daigle highlighted the Breast Cancer Awareness fundraising efforts that took place in October, noting that \$500 was raised and donated to River Bend Cancer Services. He extended his appreciation to Sam Spencer for leading this initiative.

Mr. Daigle further shared that he received responses from local food pantries offering to assist federal employees affected by the current government shutdown.

He also expressed gratitude to the TSA and FAA employees for their continued dedication in ensuring passenger safety during this challenging time. The Airport Authority provided a small financial token to the Federal Employees as appreciation for their dedication and service.

Mr. Kostielney thanked Mr. Daigle for doing what he does and what the Authority did for the federal workers here at the airport.

Mr. Kostielney introduced: ADJOURNMENT

Mr. Kostielney asked for a motion to adjourn the meeting.

There was a motion by Mr. Henderson and seconded by Mrs. Portolese-Miller to adjourn the meeting.

**ST. JOSEPH COUNTY AIRPORT AUTHORITY DISTRICT BOARD**

**OCTOBER 30, 2025**

**THURSDAY**

There being no questions, comments, or discussion, with a unanimous vote, the motion carried.

The Board meeting adjourned at 11:43 a.m.

ST. JOSEPH COUNTY AIRPORT AUTHORITY DISTRICT BOARD

By:



Secretary

Written By: Michael A. Daigle, A.A.E

# ST. JOSEPH COUNTY AIRPORT AUTHORITY

Monthly Financial Report - Modified Accrual

For the Period Ending September 30, 2025

Year To Date Comparison				
09/30/2024	09/30/2025			
Actual	Actual	% of budget	Incr/(Decr)	%
<b>Operating Activity</b>				
Operating Revenue				
Airfield	1,073,711	1,272,473	82 %	198,763 19%
Terminal - Aviation	1,699,068	1,937,596	83%	238,529 14%
Terminal - Non-Aviation	261,533	449,666	147%	188,133 72%
Concessions	1,580,521	2,197,674	100%	617,153 39%
Parking	3,307,715	4,552,481	91%	1,244,766 38%
FBO	564,631	626,382	82%	61,751 11%
Building	245,421	273,723	71%	28,302 12%
Other	38,000	38,000	106%	0 0%
<b>Total Operating Revenue</b>	<b>8,770,599</b>	<b>11,347,996</b>	<b>90%</b>	<b>2,577,397 29%</b>
Operating Expenses				
Employee Expenses	5,691,706	6,358,252	74 %	666,546 12%
Supplies	903,819	1,517,882	64 %	614,063 68%
Repairs	2,054,736	1,993,959	61 %	(60,776) -3%
Service Contracts	96,238	159,862	74 %	63,624 66%
Marketing	424,225	506,855	40 %	82,630 19%
Utilities (Gas, Water, Elec)	523,308	589,930	78 %	66,622 13%
Other Services and Charges	2,112,407	1,990,110	43 %	(122,297) -6%
<b>Total Operating Expenses</b>	<b>11,806,439</b>	<b>13,116,851</b>	<b>62 %</b>	<b>1,310,412 11%</b>
<b>Operating Income (excluding depreciation)</b>	<b>(3,035,840)</b>	<b>(1,768,855)</b>		<b>1,266,984</b>

Annual Comparison			
2023	2024	2025	2025
actual	actual	budget	projections
<b>Operating Activity</b>			
Operating Revenue			
Airfield	1,284,799	1,611,979	1,556,264 1,839,133
Terminal - Aviation	2,171,942	2,273,818	2,342,685 2,589,844
Terminal - Non-Aviation	262,596	465,905	306,509 733,887
Concessions	1,878,772	2,173,108	2,205,075 2,991,179
Parking	3,806,007	4,364,268	4,982,040 6,027,751
FBO	749,096	782,323	759,786 856,980
Building	402,072	380,872	386,278 404,851
Other	32,000	38,000	36,000 38,000
<b>Total Operating Revenue</b>	<b>10,587,283</b>	<b>12,090,274</b>	<b>12,574,638 15,481,624</b>
Operating Expenses			
Employee Expenses	6,864,732	7,536,268	8,642,939 8,265,728
Supplies	1,025,817	1,167,113	2,372,038 1,981,321
Repairs	2,910,361	2,781,386	3,267,932 3,267,932
Service Contracts	181,209	107,144	217,414 189,702
Marketing	573,946	625,474	1,253,414 723,472
Utilities (Gas, Water, Elec)	730,594	695,104	756,100 784,589
Other Services and Charges	2,232,840	2,662,587	4,677,320 2,556,785
<b>Total Operating Expenses</b>	<b>14,519,499</b>	<b>15,575,076</b>	<b>21,187,156 17,769,529</b>
<b>Operating Income (excluding depreciation)</b>	<b>(3,932,216)</b>	<b>(3,484,802)</b>	<b>(8,612,518) (2,287,905)</b>

## Non-Operating Activity

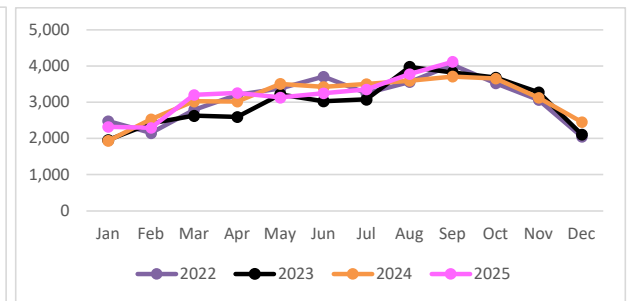
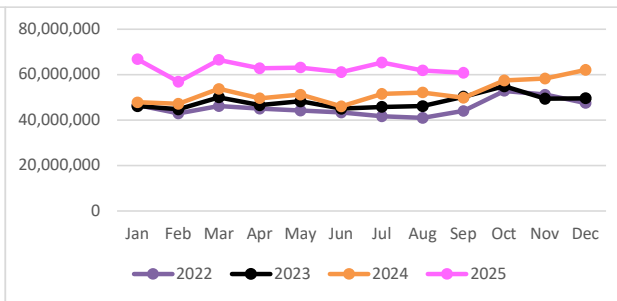
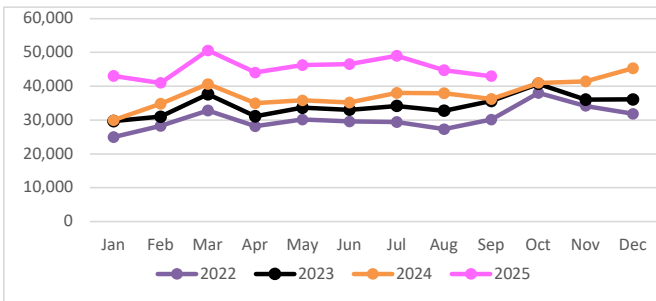
<b>Other Revenue</b>				
Property Taxes	2,418,074	2,453,018	81 %	34,944 N/A
Financial Institution Taxes	3,156	2,093	N/A	(1,063) N/A
License Excise Taxes	121,660	124,768	71 %	3,108 N/A
Com. Vehicle Excise Taxes	14,231	13,970	70 %	(261) N/A
C.O.I.T.	530,274	458,797	65 %	(71,477) (13) %
Interest Revenue	696,766	644,933	76 %	(51,833) (7) %
Federal Grant LEO	71,131	0	0	(71,131) N/A
Federal Grant-CARES	853,000	0	0	(853,000) N/A
Federal Grant - ARP	0	0	0	0 N/A
Miscellaneous Revenue	531,231	2,013,369	0	1,482,137 N/A
Customer Facility Charge	674,388	902,228	58 %	227,840 N/A
<b>Total Other Revenue</b>	<b>5,913,912</b>	<b>6,613,175</b>	<b>104 %</b>	<b>699,263 12 %</b>
<b>Total Income</b>	<b>2,878,073</b>	<b>4,844,320</b>		<b>1,966,247</b>
<b>Capital Activity</b>				
Capital Grants	30,434,175	17,072,266	39 %	(13,361,909) N/A
Capital Spending	35,383,996	22,061,479	45 %	(13,322,517) N/A
<b>Net Activity</b>	<b>(2,071,748)</b>	<b>(144,893)</b>		<b>1,926,855</b>

<b>Other Revenue</b>			
Property Taxes	4,015,943	4,327,058	3,041,242 3,041,242
Financial Institution Taxes	6,351	5,249	1 1
License Excise Taxes	271,650	248,565	174,702 174,702
Com. Vehicle Excise Taxes	28,870	28,462	20,004 20,004
C.O.I.T.	637,495	678,026	705,147 705,147
Interest Revenue	1,131,531	940,869	846,642 833,727
Federal Grant LEO	116,898	71,131	- 20,000
Federal Grant-CARES	-	853,000	- -
Federal Grant - ARP	-	89,126	- -
Miscellaneous Revenue	251,914	624,761	- 2,013,369
Customer Facility Charge	841,662	946,440	1,557,000 1,212,887
<b>Total Other Revenue</b>	<b>7,302,315</b>	<b>8,812,687</b>	<b>6,344,738 8,021,078</b>
<b>Total Income</b>	<b>3,370,099</b>	<b>5,327,885</b>	<b>(2,267,780) 5,733,173</b>
<b>Capital Activity</b>			
Capital Grants	19,163,747	36,702,353	43,858,200 43,858,200
Capital Spending	31,184,181	44,374,938	48,598,551 48,598,551
<b>Net Activity</b>	<b>(8,650,335)</b>	<b>(2,344,701)</b>	<b>(7,008,131) 992,822</b>

# 2025 COMPOSITE STATISTIC CHART



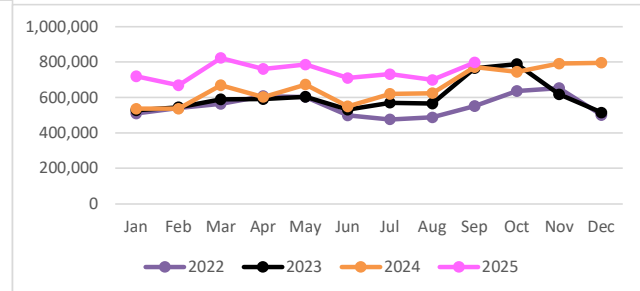
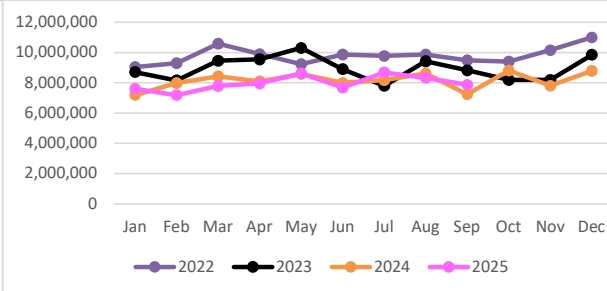
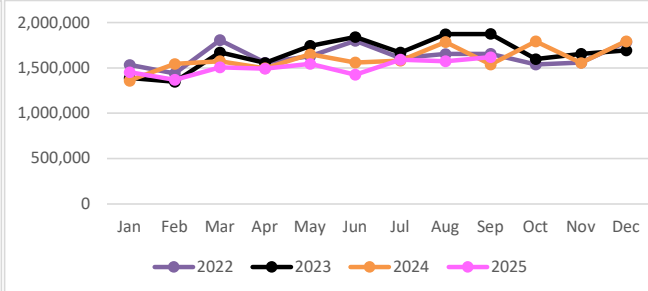
	Airline Enplanements					Aircraft Landed Weight					Aircraft Operations				
	For Ref.					For Ref.					For Ref.				
	2023	2024	2025	Diff.	%	2023	2024	2025	Diff.	%	2023	2024	2025	Diff.	%
Jan	29,703	29,943	43,051	13,108	43.8%	46,125,804	47,779,476	66,798,912	19,019,436	39.8%	1,960	1,934	2,319	385	19.9%
Feb	30,957	34,828	40,971	6,143	17.6%	44,768,740	47,189,915	56,939,247	9,749,332	20.7%	2,412	2,532	2,295	(237)	-9.4%
Mar	37,664	40,612	50,602	9,990	24.6%	50,032,891	53,691,797	66,562,616	12,870,819	24.0%	2,629	3,026	3,207	181	6.0%
Apr	31,088	34,927	44,067	9,140	26.2%	46,511,429	49,657,991	62,798,276	13,140,285	26.5%	2,595	3,021	3,256	235	7.8%
May	33,695	35,803	46,255	10,452	29.2%	48,239,248	51,150,696	63,158,079	12,007,383	23.5%	3,217	3,507	3,132	(375)	-10.7%
Jun	33,064	35,146	46,505	11,359	32.3%	45,022,708	45,996,409	61,092,153	15,095,744	32.8%	3,032	3,420	3,252	(168)	-4.9%
Jul	34,167	37,999	49,030	11,031	29.0%	45,847,394	51,511,367	65,388,549	13,877,182	26.9%	3,077	3,505	3,357	(148)	-4.2%
Aug	32,757	37,916	44,736	6,820	18.0%	46,168,576	52,145,652	61,850,873	9,705,221	18.6%	3,977	3,596	3,780	184	5.1%
Sep	35,671	36,272	43,022	6,750	18.6%	50,264,861	49,794,493	60,866,871	11,072,378	22.2%	3,824	3,713	4,117	404	10.9%
Oct	40,684	41,004			0.0%	54,936,574	57,395,915			0.0%	3,678	3,655			0.0%
Nov	36,003	41,429			0.0%	49,419,646	58,318,394			0.0%	3,274	3,126			0.0%
Dec	36,109	45,305			0.0%	49,565,761	62,132,777			0.0%	2,112	2,454			0.0%
<b>Total</b>	411,562	451,184				576,903,632	626,764,882				35,787	37,489			
<b>YTD</b>	298,766	323,446	408,239	84,793	26.2%	422,981,651	448,917,796	565,455,576	116,537,780	26.0%	26,723	28,254	28,715	461	1.6%



# 2025 COMPOSITE STATISTIC CHART

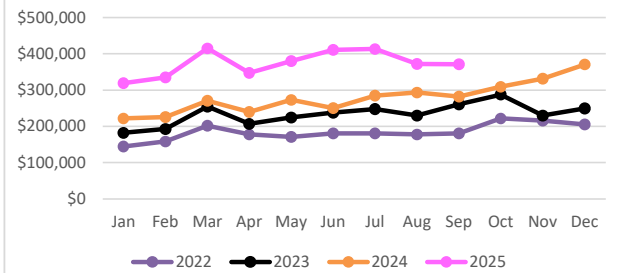
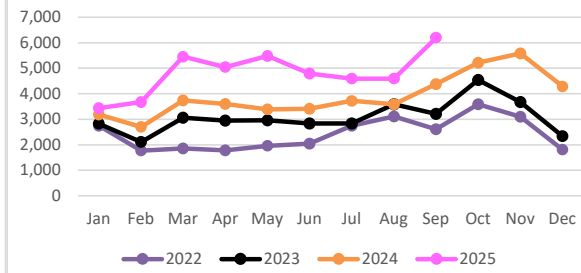
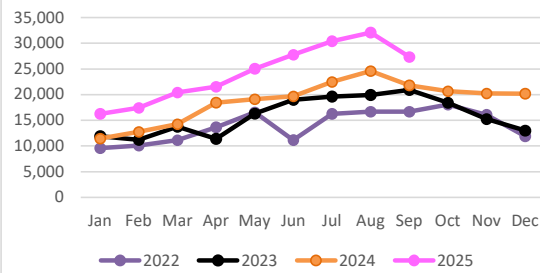


	Air Cargo - Pounds Enplaned & Deplaned					Total Gross Landed Weight - Cargo					Aviation Fuel Flowage - Gallons				
	For Ref.					For Ref.					For Ref.				
	2023	2024	2025	Diff.	%	2023	2024	2025	Diff	%	2023	2024	2025	Diff	%
Jan	1,388,489	1,359,896	1,451,275	91,379	6.7%	8,703,435	7,181,500	7,598,400	416,900	5.8%	528,696	536,795	718,949	182,154	33.9%
Feb	1,348,676	1,543,817	1,369,911	(173,906)	-11.3%	8,162,415	7,987,000	7,183,000	(804,000)	-10.1%	544,163	536,844	669,120	132,276	24.6%
Mar	1,671,767	1,573,970	1,507,164	(66,806)	-4.2%	9,452,900	8,427,000	7,786,500	(640,500)	-7.6%	588,430	669,234	822,700	153,466	22.9%
Apr	1,554,170	1,497,698	1,492,359	(5,339)	-0.4%	9,549,380	8,095,800	7,969,000	(126,800)	-1.6%	589,684	601,940	761,194	159,254	26.5%
May	1,742,824	1,650,311	1,543,069	(107,242)	-6.5%	10,304,311	8,587,000	8,609,588	22,588	0.3%	603,999	672,467	785,200	112,733	16.8%
Jun	1,841,175	1,558,932	1,425,977	(132,955)	-8.5%	8,893,200	7,996,500	7,678,452	(318,048)	-4.0%	530,626	549,159	709,388	160,229	29.2%
Jul	1,668,049	1,578,833	1,593,146	14,313	0.9%	7,802,100	8,176,500	8,688,058	511,558	6.3%	569,538	620,106	730,892	110,786	17.9%
Aug	1,872,550	1,785,554	1,574,356	(211,198)	-11.8%	9,424,900	8,619,500	8,335,240	(284,260)	-3.3%	565,380	623,831	698,858	75,027	12.0%
Sep	1,874,902	1,535,798	1,619,141	83,343	5.4%	8,824,934	7,233,420	7,868,852	635,432	8.8%	765,185	772,173	797,989	25,816	3.3%
Oct	1,598,454	1,792,620			0.0%	8,188,500	8,811,500			0.0%	788,475	745,162			0.0%
Nov	1,655,028	1,554,657			0.0%	8,188,500	7,799,000			0.0%	617,254	790,675			0.0%
Dec	1,693,526	1,794,285			0.0%	9,856,720	8,785,000			0.0%	514,833	795,734			0.0%
<b>Total</b>	19,909,610	19,226,371				107,351,295	97,699,720				7,206,263	7,914,120			
<b>YTD</b>	14,962,602	14,084,810	13,576,398	(508,412)	-3.6%	81,117,575	72,304,220	71,717,090	(587,130)	-0.8%	5,285,701	5,582,549	6,694,290	1,111,741	19.9%





	Car Rental - Car Rental Days*					TNC Activity - Pick Ups					Restaurant/Gift Shop - Gross Sales				
	For Ref.					For Ref.					For Ref.				
	2023	2024	2025	Diff.	%	2023	2024	2025	Diff.	%	2023	2024	2025	Diff.	%
Jan	11,886	11,456	16,263	4,807	42.0%	2,830	3,189	3,441	252	7.9%	\$181,930	\$222,172	\$319,213	\$97,041	43.7%
Feb	11,212	12,752	17,438	4,686	36.7%	2,111	2,700	3,673	973	36.0%	\$192,762	\$225,730	\$335,365	\$109,634	48.6%
Mar	13,763	14,235	20,428	6,193	43.5%	3,064	3,741	5,449	1,708	45.7%	\$254,481	\$270,625	\$415,415	\$144,790	53.5%
Apr	11,369	18,447	21,515	3,068	16.6%	2,947	3,599	5,051	1,452	40.3%	\$206,520	\$239,643	\$347,972	\$108,329	45.2%
May	16,293	19,100	25,055	5,955	31.2%	2,955	3,395	5,483	2,088	61.5%	\$224,765	\$272,611	\$380,165	\$107,554	39.5%
Jun	18,956	19,646	27,752	8,106	41.3%	2,837	3,414	4,797	1,383	40.5%	\$237,454	\$250,512	\$411,081	\$160,569	64.1%
Jul	19,608	22,449	30,397	7,948	35.4%	2,840	3,720	4,596	876	23.5%	\$247,765	\$284,760	\$413,130	\$128,370	45.1%
Aug	19,927	24,583	32,101	7,518	30.6%	3,590	3,587	4,598	1,011	28.2%	\$230,033	\$293,288	\$372,423	\$79,135	27.0%
Sep	20,935	21,831	27,325	5,494	25.2%	3,212	4,384	6,204	1,820	41.5%	\$261,219	\$282,110	\$371,241	\$89,131	31.6%
Oct	18,379	20,625			0.0%	4,538	5,215			0.0%	\$287,797	\$308,982			0.0%
Nov	15,225	20,230			0.0%	3,671	5,583			0.0%	\$229,963	\$331,936			0.0%
Dec	12,956	20,184			0.0%	2,337	4,287			0.0%	\$249,849	\$370,792			0.0%
Ann. To	190,509	225,538				36,932	46,814				\$2,804,537	\$3,353,161			
YTD	143,949	164,499	218,274	53,775	32.7%	26,386	31,729	43,292	11,563	36.4%	\$2,036,929	\$2,341,452	3,366,005	\$1,024,553	43.8%



# 2025 COMPOSITE STATISTIC CHART



	Republic Parking - Gross Sales					South Shore Passengers					International Flights - GAF				
	For Ref.					For Ref.					For Ref.				
	2023	2024	2025	Diff.	%	2023	2024	2025	Diff.	%	2023	2024	2025	Diff.	%
Jan	\$372,121	\$436,966	\$541,633	\$104,667	24.0%	9,775	8,213	13,816	5,603	68.2%	9	7	3	(4)	-57.1%
Feb	\$354,454	\$466,727	\$564,739	\$98,012	21.0%	8,829	8,510	12,865	4,355	51.2%	11	4	9	5	125.0%
Mar	\$486,224	\$556,549	\$696,743	\$140,194	25.2%	12,919	13,427	20,116	6,689	49.8%	10	6	15	9	150.0%
Apr	\$451,036	\$476,179	\$620,777	\$144,598	30.4%	13,773	12,596	21,299	8,703	69.1%	13	4	5	1	25.0%
May	\$361,183	\$411,178	\$605,143	\$193,965	47.2%	11,791	16,802	22,766	5,964	35.5%	8	14	6	(8)	-57.1%
Jun	\$333,718	\$385,171	\$584,648	\$199,477	51.8%	12,175	17,947	20,520	2,573	14.3%	15	5	6	1	20.0%
Jul	\$322,194	\$367,920	\$549,808	\$181,887	49.4%	13,964	22,167	24,198	2,031	9.2%	7	9	8	(1)	-11.1%
Aug	\$326,556	\$408,804	\$527,881	\$119,078	29.1%	12,291	19,657	24,452	4,795	24.4%	7	5	6	1	20.0%
Sep	\$365,106	\$412,647	\$549,971	\$137,324	33.3%	11,767	18,564	21,942	3,378	18.2%	9	15	15	0	0.0%
Oct	\$451,892	\$460,191				12,390	19,508			0.0%	12	4			0.0%
Nov	\$406,791	\$427,403			0.0%	12,190	20,943			0.0%	9	7			0.0%
Dec	\$371,458	\$438,690			0.0%	13,338	23,235			0.0%	10	6			0.0%
Ann. Total	4,602,733	\$5,248,426				145,202	201,569				120	86			
YTD	3,372,592	\$3,922,142	5,241,343	\$1,319,201	33.6%	107,284	137,883	181,974	44,091	32.0%	89	69	73	4	5.8%

