

# ST. JOSEPH COUNTY AIRPORT AUTHORITY DISTRICT BOARD

**JANUARY 22, 2026**

**THURSDAY**

The Board meeting of the St. Joseph County Airport Authority District was called to order at 11:31 a.m. on Thursday, January 22, 2026, by President David Sage.

Present:                   David Sage, President  
                              Andrew Kostielney, Vice President  
                              Vincent Henderson, Treasurer  
                              Ashley Portolese-Miller, Secretary

Comprising a quorum of the St. Joseph County Airport Authority District Board; also present at the meeting were:

Mike Daigle, CEO & Executive Director  
Renata Matousova, Vice President of Finance & Administration  
Patrick Mac Carthaigh, Vice President of Operations  
Julie Curtis, Vice President of Marketing & Air Service Development  
Richard VonInderstine, Assistant Vice President of Operations & Maintenance  
Nelfa Newport, Recording Secretary  
Jeremy Yahwak, Project Manager  
Charles Gray, Assistant Project Manager  
Sam Spencer, Assistant Vice President Property Manager  
James Sipocz, Friend of the Authority  
Jamey Coffman, Corporate Wings  
Thad Bessinger, C&E Excavating  
Jared Siguenza, Abonmarche  
Josiah Twiddy, Atlantic  
Drew Snodderly- Reith Riley

Mr. Sage introduced the first item on the agenda, Election of Officers for 2026.

Mr. Henderson moved, and Mr. Kostielney seconded the motion to approve Election of Officers for 2026.

There being no further comments, questions, or discussion, with a unanimous vote, the motion carried.

Mr. Sage introduced the first item on the agenda, approval of the Minutes from December 11, 2025, Special Board Meeting.

Mr. Henderson moved, and Mr. Kostielney seconded the motion to approve the Minutes from the Special Board Meeting held on December 11, 2025.

There being no further comments, questions, or discussion, with a unanimous vote, the motion carried.

**ST. JOSEPH COUNTY AIRPORT AUTHORITY DISTRICT BOARD**

**JANUARY 22, 2026**

**THURSDAY**

The next item on the agenda is approval of the Minutes from December 11, 2025 Board Meeting.

Mr. Henderson moved, and Mr. Kostielney seconded the motion to approve Minutes from December 11, 2025 Board Meeting.

There being no further comments, questions, or discussion, with a unanimous vote, the motion carried.

Next item on the agenda is approval of the Payroll Warrants dated December 19, 2025.

Mr. Henderson moved, and Mr. Kostielney seconded the motion to approve Payroll Warrants dated December 19, 2025.

There being no further comments, questions, or discussion, with a unanimous vote, the motion carried.

The next item on the agenda is approval of Payroll Warrants dated January 2, 2026.

Mr. Henderson moved, and Mr. Kostielney seconded the motion to approve Payroll Warrants dated January 2, 2026.

There being no further comments, questions, or discussion, with a unanimous vote, the motion carried.

The next item on the agenda is approval of Payroll Warrants dated January 16, 2026.

Mr. Henderson moved, and Mr. Kostielney seconded the motion to approve Payroll Warrants dated January 16, 2026.

There being no further comments, questions, or discussion, with a unanimous vote, the motion carried.

The next item on the agenda is approval of Vouchers and Claim Payments as per Schedule dated January 22, 2026.

Mr. Henderson moved, and Mr. Kostielney seconded the motion to approve Vouchers and Claim Payments per Schedule dated January 22, 2026.

There being no further comments, questions, or discussion, with a unanimous vote, the motion carried.

# ST. JOSEPH COUNTY AIRPORT AUTHORITY DISTRICT BOARD

JANUARY 22, 2026

THURSDAY

Mr. Sage introduced the next item on the agenda.

## FINANCIAL STATEMENT FOR THE MONTH OF NOVEMBER 2025.

Mr. Henderson moved, and Mr. Kostielney seconded the motion to accept the Financial Statement report for the month of November 2025.

Ms. Matousova referred to the Statement of Revenues Disbursements and Activity (Modified Accrual Basis) for the period ending November 2025. Refer to the attached report.

There being no further comments, questions, or discussion, with a unanimous vote, the motion carried.

Mr. Sage introduced: PRIVILEGE OF THE FLOOR -NONE

Mr. Sage introduced: TABLED AND UNFINISHED BUSINESS - NONE

Mr. Sage introduced: CONTINUING BUSINESS - NONE

## NEW BUSINESS

Mr. Sage introduced: CONSIDERATION TO OPEN BIDS AND ACKNOWLEDGE RECEIPT OF BIDS AND REFER BIDS TO STAFF FOR REVIEW AND FORTHCOMING RECOMMENDATION TO BOARD ON SOUTH AUXILIARY PARKING LOT PHASE 2-DRAINAGE PROJECT.

Comments: Jermy Yahwak Project Manager received 3 bids for the project.

1<sup>st</sup> Bid is from C&E Excavating in the amount of \$424,086.00

2nd Bid is from HRP Inc. in the amount of \$511,000.00

3rd Bid is from Reith Riley Construction in the amount of \$498,820.00

Mr. Henderson moved, and Mr. Kostielney seconded the motion to receive the bids and direct staff to review.

There being no further comments, questions, or discussion, with unanimous vote, the motion carried.

Mr. Sage introduced: CONSIDERATION TO AWARD A CONSTRUCTION CONTRACT TO C&E EXCAVATING INC. FOR THE FAA FUNDED FRONT DRIVE COMMERCIAL TRAVEL LANES PROJECT IN THE AMOUNT OF \$3,874,350.50 AND AUTHORIZING THE CEO & EXECUTIVE DIRECTOR TO APPROVE CHANGE ORDERS UP TO 20% OF CONTRACT AMOUNT.

Mr. Henderson moved, and Mr. Kostielney seconded the motion to award C&E Excavating for Front Drive Commercial Travel Lanes Project.

There being no further comments, questions, or discussion, with unanimous vote, the motion carried.

**ST. JOSEPH COUNTY AIRPORT AUTHORITY DISTRICT BOARD**

**JANUARY 22, 2026**

**THURSDAY**

Mr. Sage introduced: CONSIDERATION TO AWARD THE PART C PROFESSIONAL SERVICES (CONSTRUCTION ADMINISTRATION), FOR THE TERMINAL FRONTAGE IMPROVEMENTS PROJECTS TO BUTLER FAIRMAN AND SEUFERT FOR AN AMOUNT NOT TO EXCEED \$485,000.00.

Mr. Henderson moved, and Mr. Kostielney seconded the motion to approve Part C for Terminal Frontage Improvements Project.

There being no further comments, questions, or discussion, with unanimous vote, the motion carried.

Mr. Sage introduced: CONSIDERATION TO APPROVE RESOLUTION 2026-1 FOR THE ST. JOSEPH COUNTY AIRPORT AUTHORITY SALARY AND HOURLY PAY RANGES FOR 2026.

Mr. Henderson moved, and Mr. Kostielney second the motion to approve Resolution 2026-1 for St. Joseph County Airport Authority Salary and Hourly Pay Ranges for 2026.

There being no further comments, questions, or discussion, with unanimous vote, the motion carried.

Mr. Sage introduced: CONSIDERATION TO APPROVE AMENDING AVIS BUDGET CAR RENTAL, LLC AMENDMENT 1, ADDING THE BREAKROOM TO THE AGREEMENT FOR THE RENTAL CAR QUICK TURN AROUND (QTA) FACILITY.

Mr. Henderson moved, and Mr. Kostielney seconded the motion to approve Avis adding breakroom at the rental car quick turnaround facility.

There being no further comments, questions, or discussion, with unanimous vote, the motion carried.

Mr. Sage introduced: CONSIDERATION TO APPROVE EXTENDING LEASE OF TERMINAL SPACE TO COGENT INDUSTRIAL, LLC.

Mr. Henderson moved, and Mr. Kostielney second the motion to approve to extend lease terminal space to Cogent Industries, LLC.

There being no further comments, questions, or discussion, with unanimous vote, the motion carried.

Mr. Sage introduced: CONSIDERATION TO EXTENDING THE USE AND OPERATING AGREEMENT WITH FEDERAL EXPRESS CORPORATION (FedEx).

# ST. JOSEPH COUNTY AIRPORT AUTHORITY DISTRICT BOARD

**JANUARY 22, 2026**

**THURSDAY**

Mr. Henderson moved, and Mr. Kostielney seconded the motion to approve operating agreement with Federal Express Corporation (FedEx).

There being no further comments, questions, or discussion, with unanimous vote, the motion carried.

Mr. Sage introduced: CONSIDERATION TO APPROVE EXTENDING THE USE AND OPERATING AGREEMENT WITH CSA AIR, INC.

Mr. Henderson moved, and Mr. Kostielney seconded the motion to approve extending the use and operating agreement with CSA Air, Inc.

There being no further comments, questions, or discussion, with unanimous vote, the motion carried.

## THE EXECUTIVE DIRECTOR'S REPORT

Mr. Daigle referred to the 2025 Composite Statistic Chart for the period ending November 2025.

Mr. Daigle's Comments: The Airport presented the Veterans Center with a check of \$10,000 and thank everyone for their support of the Bears in the Air Program.

SPECIAL RECOGNITION: Mr. Sage presented Patrick MacCarthaigh with a 40 under Forty plaque from the Airport Business Publication for Patrick's accomplishments.

**ST. JOSEPH COUNTY AIRPORT AUTHORITY DISTRICT BOARD**

**JANUARY 22, 2026**

**THURSDAY**

Mr. Sage introduced: ADJOURNMENT

Mr. Sage asked for a motion to adjourn the meeting.


There was a motion by Mr. Henderson and seconded by Mr. Kostielney to adjourn the meeting.

There being no questions, comments, or discussion, with a unanimous vote, the motion carried.

The Board meeting adjourned at 11:48 a.m.

ST. JOSEPH COUNTY AIRPORT AUTHORITY DISTRICT BOARD

By: X



Secretary

Written By: Michael A. Daigle, A.A.E

# ST. JOSEPH COUNTY AIRPORT AUTHORITY

Monthly Financial Report - Modified Accrual

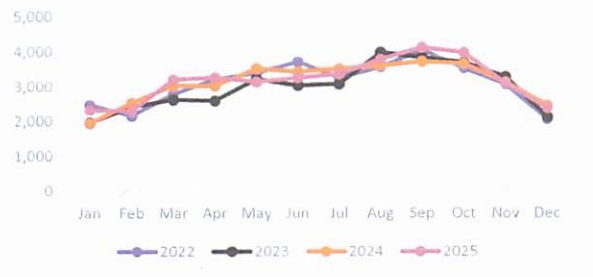
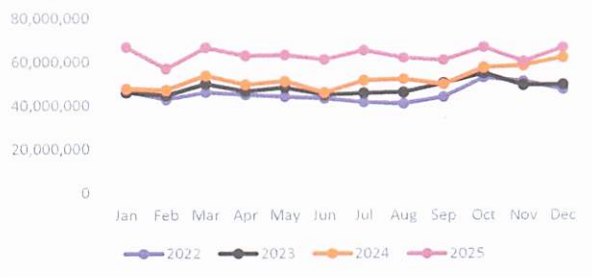
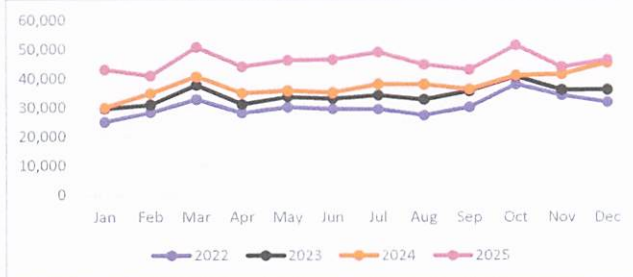
For the Period Ending December 31, 2025

	Year To Date Comparison					Annual Comparison			
	12/31/2024	12/31/2025	% of	Incr/(Decr)	%	2023	2024	2025	2025
	Actual	Actual	budget			actual	actual	budget	projections
<b>Operating Activity</b>									
Operating Revenue									
Airfield	1,611,979	1,932,540	124 %	320,561	20%	1,284,799	1,611,979	1,556,264	1,932,540
Terminal - Aviation	2,273,818	2,705,096	115%	431,278	19%	2,171,942	2,273,818	2,342,685	2,705,096
Terminal - Non-Aviation	465,905	703,891	230%	237,986	51%	262,596	465,905	306,509	703,891
Concessions	2,173,392	2,992,916	136%	819,524	38%	1,876,297	2,173,392	2,205,075	2,992,916
Parking	4,364,268	6,294,974	126%	1,930,706	44%	3,806,007	4,364,268	4,982,040	6,294,974
FBO	782,323	948,731	125%	166,409	21%	749,096	782,323	759,786	948,731
Building	379,813	440,375	114%	60,563	16%	401,683	379,813	386,278	440,375
Other	34,667	41,583	116%	6,917	20%	32,000	34,667	36,000	41,583
<b>Total Operating Revenue</b>	<b>12,086,165</b>	<b>16,060,107</b>	<b>128%</b>	<b>3,973,942</b>	<b>33%</b>	<b>10,584,419</b>	<b>12,086,165</b>	<b>12,574,638</b>	<b>16,060,107</b>
Operating Expenses									
Employee Expenses	7,536,268	8,597,577	99 %	1,061,309	14%	6,864,732	7,536,268	8,642,939	8,597,577
Supplies	1,167,113	2,151,167	90 %	984,054	84%	1,025,817	1,167,113	2,390,268	2,151,167
Repairs	2,781,386	2,463,951	75 %	(317,434)	-11%	2,910,361	2,781,386	3,263,722	2,463,951
Service Contracts	107,144	252,299	116 %	145,154	135%	181,209	107,144	217,414	252,299
Marketing	625,474	866,905	69 %	241,431	39%	573,946	625,474	1,253,414	866,905
Utilities (Gas, Water, Elec)	695,104	777,386	103 %	82,282	12%	730,594	695,104	756,100	777,386
Other Services and Charges	2,662,587	2,411,014	53 %	(251,573)	-9%	2,232,840	2,662,587	4,561,320	2,411,014
<b>Total Operating Expenses</b>	<b>15,575,076</b>	<b>17,520,298</b>	<b>83 %</b>	<b>1,945,222</b>	<b>12%</b>	<b>14,519,499</b>	<b>15,575,076</b>	<b>21,085,177</b>	<b>17,520,298</b>
<b>Operating Income (excluding depreciation)</b>	<b>(3,488,911)</b>	<b>(1,460,191)</b>		<b>2,028,720</b>		<b>(3,935,080)</b>	<b>(3,488,911)</b>	<b>(8,510,539)</b>	<b>(1,460,191)</b>
<b>Non-Operating Activity</b>									
Other Revenue									
Property Taxes	4,306,895	4,368,332	100 %	61,437	1 %	4,007,326	4,306,895	4,368,332	4,368,332
Other Tax Distributions	960,303	892,187	114 %	(68,116)	(7) %	944,367	960,303	785,000	892,187
Interest Revenue	940,869	837,743	99 %	(103,126)	(11) %	1,131,531	940,869	846,642	837,743
Federal Grant - Operating (LEO, ARP, CARES)	1,013,257	-		(1,013,257)	(100) %	116,898	1,013,257	-	-
Miscellaneous Revenue	680,460	2,195,205		1,514,745	223 %	251,914	680,460	-	2,195,205
Customer Facility Charge	946,440	1,250,370	80 %	303,930	32 %	841,662	946,440	1,557,000	1,250,370
Passenger Facility Charge Revenue	1,937,075	2,145,558	107 %	208,483	11%	1,716,381	1,937,075	2,000,000	2,145,558
<b>Total Other Revenue</b>	<b>10,785,299</b>	<b>11,689,395</b>	<b>122 %</b>	<b>695,613</b>	<b>6%</b>	<b>9,010,078</b>	<b>10,785,299</b>	<b>9,556,974</b>	<b>11,689,395</b>
Capital Activity and Debt Service									
Capital Grants	32,738,803	20,719,725		(12,019,078)	N/A	22,394,033	32,738,803	43,858,200	20,719,725
Capital Spending	44,374,938	29,371,757		(15,003,181)	N/A	31,184,181	44,374,938	48,598,551	29,371,757
Debt Service Payments	1,363,513	1,470,908		107,395	N/A	1,125,368	1,363,513	1,470,908	1,470,908
<b>Total Capital Activity and Debt Service</b>	<b>(12,999,648)</b>	<b>(10,122,940)</b>	<b>163 %</b>	<b>2,876,708</b>	<b>-22%</b>	<b>(9,915,516)</b>	<b>(12,999,648)</b>	<b>(6,211,259)</b>	<b>(10,122,940)</b>
<b>Total Non-Operating Activity</b>	<b>(2,214,349)</b>	<b>1,566,455</b>		<b>3,572,321</b>		<b>(905,438)</b>	<b>(2,214,349)</b>	<b>3,345,715</b>	<b>1,566,455</b>
<b>Total Net Activity</b>	<b>(5,703,260)</b>	<b>106,264</b>		<b>5,601,041</b>		<b>(4,840,518)</b>	<b>(5,703,260)</b>	<b>(5,164,824)</b>	<b>106,264</b>

2025 COMPOSITE STATISTIC CHART



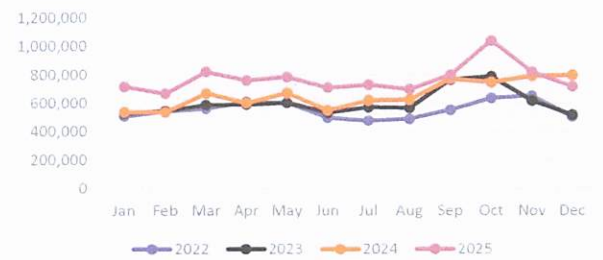
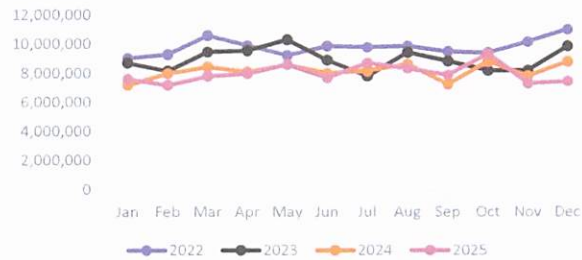
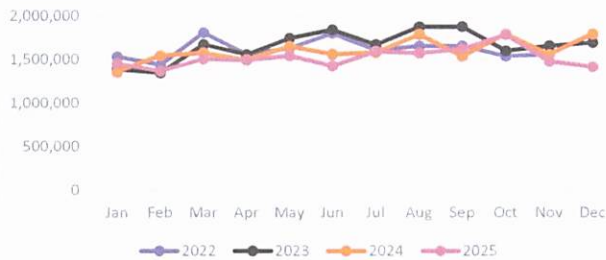
	Airline Enplanements					Aircraft Landed Weight					Aircraft Operations				
	For Ref.					For Ref.					For Ref.				
	2023	2024	2025	Diff.	%	2023	2024	2025	Diff.	%	2023	2024	2025	Diff.	%
Jan	29,703	29,943	43,051	13,108	43.8%	46,125,804	47,779,476	66,798,912	19,019,436	39.8%	1,960	1,934	2,319	385	19.9%
Feb	30,957	34,828	40,971	6,143	17.6%	44,768,740	47,189,915	56,939,247	9,749,332	20.7%	2,412	2,532	2,295	(237)	-9.4%
Mar	37,664	40,612	50,684	10,072	24.8%	50,032,891	53,691,797	66,562,616	12,870,819	24.0%	2,629	3,026	3,207	181	6.0%
Apr	31,088	34,927	44,067	9,140	26.2%	46,511,429	49,657,991	62,798,276	13,140,285	26.5%	2,595	3,021	3,256	235	7.8%
May	33,695	35,803	46,255	10,452	29.2%	48,239,248	51,150,696	63,158,079	12,007,383	23.5%	3,217	3,507	3,132	(375)	-10.7%
Jun	33,064	35,146	46,505	11,359	32.3%	45,022,708	45,996,409	61,092,153	15,095,744	32.8%	3,032	3,420	3,252	(168)	-4.9%
Jul	34,167	37,999	49,030	11,031	29.0%	45,847,394	51,511,367	65,388,549	13,877,182	26.9%	3,077	3,505	3,357	(148)	-4.2%
Aug	32,757	37,916	44,736	6,820	18.0%	46,168,576	52,145,652	61,850,873	9,705,221	18.6%	3,977	3,596	3,780	184	5.1%
Sep	35,671	36,272	43,022	6,750	18.6%	50,264,861	49,794,493	60,866,871	11,072,378	22.2%	3,824	3,713	4,117	404	10.9%
Oct	40,684	41,004	51,339	10,335	25.2%	54,936,574	57,395,915	66,729,591	9,333,676	16.3%	3,678	3,655	3,973	318	8.7%
Nov	36,003	41,429	43,891	2,462	5.9%	49,419,646	58,318,394	60,073,816	1,755,422	3.0%	3,274	3,126	3,092	(34)	-1.1%
Dec	36,109	45,305	46,372	1,067	2.4%	49,565,761	62,132,777	66,565,216	4,432,439	7.1%	2,112	2,454	2,367	(87)	-3.5%
<b>Total</b>	<b>411,562</b>	<b>451,184</b>				<b>576,903,632</b>	<b>626,764,882</b>				<b>35,787</b>	<b>37,489</b>			
<b>YTD</b>	<b>411,562</b>	<b>451,184</b>	<b>549,923</b>	<b>98,739</b>	<b>21.9%</b>	<b>576,903,632</b>	<b>626,764,882</b>	<b>758,824,199</b>	<b>132,059,317</b>	<b>21.1%</b>	<b>35,787</b>	<b>37,489</b>	<b>38,147</b>	<b>658</b>	<b>1.8%</b>



2025 COMPOSITE STATISTIC CHART



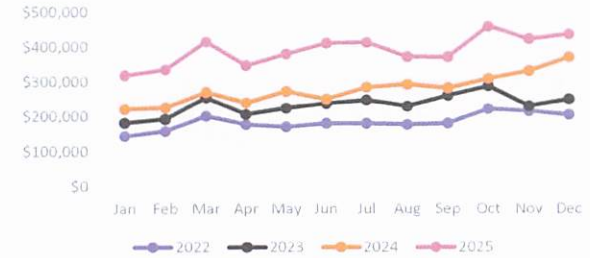
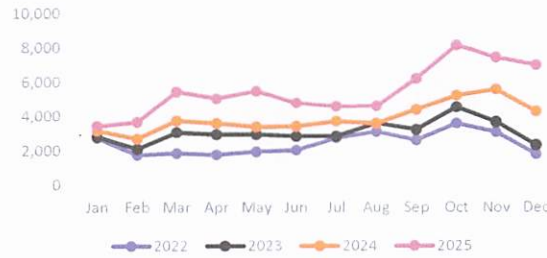
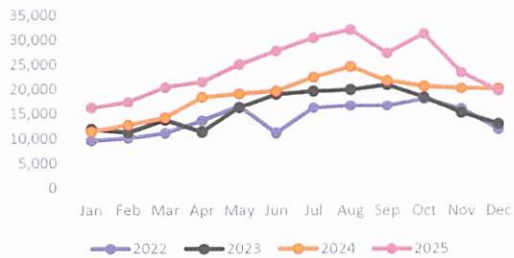
	Air Cargo - Pounds Enplaned & Deplaned					Total Gross Landed Weight - Cargo					Aviation Fuel Flowage - Gallons				
	For Ref. 2023	2024	2025	Diff.	%	For Ref. 2023	2024	2025	Diff.	%	For Ref. 2023	2024	2025	Diff.	%
Jan	1,388,489	1,359,896	1,451,275	91,379	6.7%	8,703,435	7,181,500	7,598,400	416,900	5.8%	528,696	536,795	718,949	182,154	33.9%
Feb	1,348,676	1,543,817	1,369,911	(173,906)	-11.3%	8,162,415	7,987,000	7,183,000	(804,000)	-10.1%	544,163	536,844	669,120	132,276	24.6%
Mar	1,671,767	1,573,970	1,507,164	(66,806)	-4.2%	9,452,900	8,427,000	7,786,500	(640,500)	-7.6%	588,430	669,234	822,700	153,466	22.9%
Apr	1,554,170	1,497,698	1,492,359	(5,339)	-0.4%	9,549,380	8,095,800	7,969,000	(126,800)	-1.6%	589,684	601,940	761,194	159,254	26.5%
May	1,742,824	1,650,311	1,543,069	(107,242)	-6.5%	10,304,311	8,587,000	8,609,588	22,588	0.3%	603,999	672,467	785,200	112,733	16.8%
Jun	1,841,175	1,558,932	1,425,977	(132,955)	-8.5%	8,893,200	7,996,500	7,678,452	(318,048)	-4.0%	530,626	549,159	709,388	160,229	29.2%
Jul	1,668,049	1,578,833	1,593,146	14,313	0.9%	7,802,100	8,176,500	8,688,058	511,558	6.3%	569,538	620,106	730,892	110,786	17.9%
Aug	1,872,550	1,785,554	1,574,356	(211,198)	-11.8%	9,424,900	8,619,500	8,335,240	(284,260)	-3.3%	565,380	623,831	698,858	75,027	12.0%
Sep	1,874,902	1,535,798	1,619,141	83,343	5.4%	8,824,934	7,233,420	7,868,852	635,432	8.8%	765,185	772,173	797,989	25,816	3.3%
Oct	1,598,454	1,792,620	1,785,209	(7,411)	-0.4%	8,188,500	8,811,500	9,333,646	522,146	5.9%	788,475	745,162	1,040,441	295,279	39.6%
Nov	1,655,028	1,554,657	1,478,820	(75,837)	-4.9%	8,188,500	7,799,000	7,299,146	(499,854)	-6.4%	617,254	790,675	820,495	29,820	3.8%
Dec	1,693,526	1,794,285	1,416,777	(377,508)	-21.0%	9,856,720	8,785,000	7,447,352	(1,337,648)	-15.2%	514,833	795,734	718,486	(77,248)	-9.7%
<b>Total</b>	19,909,610	19,226,371				107,351,295	97,699,720				7,206,263	7,914,120			
<b>YTD</b>	19,909,610	19,226,371	18,257,204	(969,167)	-5.0%	107,351,295	97,699,720	95,797,234	(1,902,486)	-1.9%	7,206,263	7,914,120	9,273,712	1,359,592	17.2%



2025 COMPOSITE STATISTIC CHART



	Car Rental - Car Rental Days*					TNC Activity - Pick Ups					Restaurant/Gift Shop - Gross Sales				
	For Ref.					For Ref.					For Ref.				
	2023	2024	2025	Diff.	%	2023	2024	2025	Diff.	%	2023	2024	2025	Diff.	%
Jan	11,886	11,456	16,263	4,807	42.0%	2,830	3,189	3,441	252	7.9%	\$181,930	\$222,172	\$319,213	\$97,041	43.7%
Feb	11,212	12,752	17,438	4,686	36.7%	2,111	2,700	3,673	973	36.0%	\$192,762	\$225,730	\$335,365	\$109,634	48.6%
Mar	13,763	14,235	20,428	6,193	43.5%	3,064	3,741	5,449	1,708	45.7%	\$254,481	\$270,625	\$415,415	\$144,790	53.5%
Apr	11,369	18,447	21,515	3,068	16.6%	2,947	3,599	5,051	1,452	40.3%	\$206,520	\$239,643	\$347,972	\$108,329	45.2%
May	16,293	19,100	25,055	5,955	31.2%	2,955	3,395	5,483	2,088	61.5%	\$224,765	\$272,611	\$380,165	\$107,554	39.5%
Jun	18,956	19,646	27,752	8,106	41.3%	2,837	3,414	4,797	1,383	40.5%	\$237,454	\$250,512	\$411,081	\$160,569	64.1%
Jul	19,608	22,449	30,397	7,948	35.4%	2,840	3,720	4,596	876	23.5%	\$247,765	\$284,760	\$413,130	\$128,370	45.1%
Aug	19,927	24,583	32,101	7,518	30.6%	3,590	3,587	4,598	1,011	28.2%	\$230,033	\$293,288	\$372,423	\$79,135	27.0%
Sep	20,935	21,831	27,325	5,494	25.2%	3,212	4,384	6,204	1,820	41.5%	\$261,219	\$282,110	\$371,241	\$89,131	31.6%
Oct	18,379	20,625	31,235	10,610	51.4%	4,538	5,215	8,145	2,930	56.2%	\$287,797	\$308,982	\$458,516	\$149,535	48.4%
Nov	15,225	20,230	23,391	3,161	15.6%	3,671	5,583	7,435	1,852	33.2%	\$229,963	\$331,936	\$422,705	\$90,769	27.3%
Dec	12,956	20,184	19,712	(472)	-2.3%	2,337	4,287	6,980	2,693	62.8%	\$249,849	\$370,792	\$436,211	\$65,420	17.6%
Ann. To	190,509	225,538				36,932	46,814				\$2,804,537	\$3,353,161			
YTD	190,509	225,538	292,612	67,074	29.7%	36,932	46,814	65,852	19,038	40.7%	\$2,804,537	\$3,353,161	\$ 4,683,438	\$1,330,277	39.7%



2025 COMPOSITE STATISTIC CHART



	Parking - Gross Sales					South Shore Passengers					International Flights - GAF				
	For Ref.		2025	Diff.	%	For Ref.		2025	Diff.	%	For Ref.		2025	Diff.	%
	2023	2024				2023	2024				2023	2024			
Jan	\$372,121	\$436,966	\$541,633	\$104,667	24.0%	9,775	8,213	13,816	5,603	68.2%	9	7	3	(4)	-57.1%
Feb	\$354,454	\$466,727	\$564,739	\$98,012	21.0%	8,829	8,510	12,865	4,355	51.2%	11	4	9	5	125.0%
Mar	\$486,224	\$556,549	\$696,743	\$140,194	25.2%	12,919	13,427	20,116	6,689	49.8%	10	6	15	9	150.0%
Apr	\$451,036	\$476,179	\$620,777	\$144,598	30.4%	13,773	12,596	21,299	8,703	69.1%	13	4	5	1	25.0%
May	\$361,183	\$411,178	\$605,143	\$193,965	47.2%	11,791	16,802	22,766	5,964	35.5%	8	14	6	(8)	-57.1%
Jun	\$333,718	\$385,171	\$584,648	\$199,477	51.8%	12,175	17,947	20,520	2,573	14.3%	15	5	6	1	20.0%
Jul	\$322,194	\$367,920	\$549,808	\$181,887	49.4%	13,964	22,167	24,198	2,031	9.2%	7	9	8	(1)	-11.1%
Aug	\$326,556	\$408,804	\$527,881	\$119,078	29.1%	12,291	19,657	24,452	4,795	24.4%	7	5	6	1	20.0%
Sep	\$365,106	\$412,647	\$549,971	\$137,324	33.3%	11,767	18,564	21,942	3,378	18.2%	9	15	15	0	0.0%
Oct	\$451,892	\$460,191	\$641,451	\$181,260	39.4%	12,390	19,508	23,922	4,414	22.6%	12	4	17	13	325.0%
Nov	\$406,791	\$427,403	\$594,963	\$167,560	39.2%	12,190	20,943	23,135	2,192	10.5%	9	7	10	3	42.9%
Dec	\$371,458	\$438,690	\$569,555	\$130,865	29.8%	13,338	23,235	22,717	(518)	-2.2%	10	6	3	(3)	-50.0%
Ann. Total	\$4,602,733	\$5,248,426				145,202	201,569				120	86			
YTD	\$4,602,733	\$5,248,426	\$7,047,312	\$ 1,798,886	34.3%	145,202	201,569	251,748	50,179	24.9%	120	86	103	17	19.8%

