

ST. JOSEPH COUNTY AIRPORT AUTHORITY DISTRICT BOARD

JULY 22, 2021

THURSDAY

The Board meeting of the St. Joseph County Airport Authority District was called to order at 11:30 a.m. on Thursday, July 22, 2021, by President Abraham Marcus.

Present: Abraham Marcus, President
Dr. Jay Asdell, Treasurer/Assistant Secretary
Michael Misch, Secretary

Absent: David Sage, Vice President

Comprising a quorum of the St. Joseph County Airport Authority District Board; also present at the meeting were:

Mike Daigle, CEO & Executive Director
Mitch Heppenheimer, Attorney
Julie Curtis, Vice President Marketing & Air Service Development
Aaron Kobb, Vice President Finance
Tim O'Donnell, Vice President Operations
Sue Oakley, Recording Secretary
James Sipocz, Friend of the Authority
Richard Ives, Friend of the Authority

Mr. Marcus introduced the first item on the Agenda, approval of the Minutes from the June 24, 2021, Board meeting.

Dr. Asdell moved, and Mr. Misch seconded the motion to approve the Minutes from the Board meeting held on June 24, 2021.

There being no comments, questions, or discussion, with a unanimous vote, the motion carried.

The next item on the Agenda is approval of the Payroll Warrants dated June 25, 2021.

Dr. Asdell moved, and Mr. Misch seconded the motion to approve the Payroll Warrants dated June 25, 2021.

There being no comments, questions, or discussion, with a unanimous vote, the motion carried.

The next item on the Agenda is approval of the Payroll Warrants dated July 9, 2021.

Dr. Asdell moved, and Mr. Misch seconded the motion to approve the Payroll Warrants dated July 9, 2021.

There being no comments, questions, or discussion, with a unanimous vote, the motion carried.

ST. JOSEPH COUNTY AIRPORT AUTHORITY DISTRICT BOARD

JULY 22, 2021

THURSDAY

The next item on the Agenda is the approval of the Invoice Vouchers and Claim Payments as per the Schedule dated July 22, 2021.

Dr. Asdell moved, and Mr. Misch seconded the motion to approve the Invoice Vouchers and Claim Payments per the Schedule dated July 22, 2021.

Mr. Misch questioned what services were provided by Aunalytics. Mr. O'Donnell responded that they provide IT Support to the Airport Authority for our on-sight servers and our cloud. Mr. Marcus questioned whether all our accounting is on the cloud. Mr. Kobb responded that our accounting is not on the cloud yet, but that it is backed up every night. Mr. Kobb continued, stating that once we change to the new accounting software on September 1, it will back up automatically.

There being no further questions, comments, or discussion, with a unanimous vote, the motion carried.

Mr. Marcus introduced the next item on the Agenda.

FINANCIAL STATEMENT FOR THE MONTH OF MAY 2021.

Dr. Asdell moved, and Mr. Misch seconded the motion to accept the Financial Statement report for the month of May 2021.

Mr. Kobb referred to the Statement of Revenues Disbursements and Activity (Cash Basis) for the period ending May 31, 2021. Refer to the attached report.

Mr. Marcus questioned the decrease in Building and Land Rents. Mr. Kobb responded that this could be due to the expiration of the lease for the Air Commerce Center. Mr. Kobb stated that if the reason for the decrease in Building and Land Rents is not due to the Air Commerce Center lease, he would let the Board members know.

There being no further questions, comments, or discussion, with a unanimous vote, the motion carried to accept the report.

Mr. Marcus introduced the next item on the Agenda, Tabled, and Unfinished Business which there was none and Continuing Business which there was none.

Mr. Marcus introduced the next item on the Agenda, New Business.

NEW BUSINESS

Mr. Marcus introduced: CONSIDERATION TO APPROVE RESOLUTION 2021-03, CARRYOVER OF 2020 ENCUMBRANCES TO FISCAL YEAR DECEMBER 31, 2021.

ST. JOSEPH COUNTY AIRPORT AUTHORITY DISTRICT BOARD

JULY 22, 2021

THURSDAY

Dr. Asdell moved, and Mr. Misch seconded the motion to approve Resolution 2021-03, Carryover of 2020 Encumbrances to fiscal year December 31, 2021.

There being no questions, comments, or discussion, with a unanimous vote, the motion carried.

Mr. Marcus introduced: CONSIDERATION TO APPROVE RESOLUTION 2021-04, ESTABLISHMENT OF AN INTERNAL CONTROL DEPARTMENT FOR THE AIRPORT AUTHORITY.

Dr. Asdell moved, and Mr. Misch seconded the motion to approve Resolution 2021-04, Establishment of an Internal Control Department for the Airport Authority.

There being no questions, comments, or discussion, with a unanimous vote, the motion carried.

Mr. Marcus introduced: CONSIDERATION TO APPROVE A REQUEST TO APPLY FOR, ACCEPT, AND USE THE AIRPORT RESCUE GRANT FUNDS ESTABLISHED THROUGH THE AMERICAN RESCUE PLAN ACT OF 2021.

Dr. Asdell moved, and Mr. Misch seconded the motion to approve a request to apply for, accept, and use the Airport Rescue Grant funds established through the American Rescue Plan Act of 2021.

There being no questions, comments, or discussion, with a unanimous vote, the motion carried.

Mr. Marcus introduced: CONSIDERATION TO APPROVE THE RECOMMENDATION TO AWARD BASE BID PLUS OPTION 1 FOR THE RECONSTRUCTION OF TAXIWAY B AND THE TERMINAL APRON TO MILESTONE CONTRACTORS NORTH, INC. IN THE AMOUNT NOT TO EXCEED \$13,847,376.79, SUBJECT TO AIP GRANT APPROVAL; AND STAFF REQUESTS AUTHORIZATION FOR THE CEO & EXECUTIVE DIRECTOR TO IMPLEMENT THE AWARD AND EXECUTE THE NECESSARY DOCUMENTATION.

Dr. Asdell moved, and Mr. Misch seconded the motion to approve the recommendation to award Base Bid plus Option 1 for the Reconstruction of Taxiway B and the Terminal Apron to Milestone Contractors North, Inc. in the amount not to exceed \$13,847,376.79, subject to AIP grant approval; and Staff requests authorization for the CEO & Executive Director to implement the award and execute the necessary documentation.

Dr. Asdell questioned whether Milestone Contractors North, Inc. (who recently merged with Walsh & Kelly) was a local company. Mr. O'Donnell responded that they have a local office, but their national headquarters are located elsewhere.

ST. JOSEPH COUNTY AIRPORT AUTHORITY DISTRICT BOARD

JULY 22, 2021

THURSDAY

Mr. Misch questioned the difference between the bid from Milestone Contractors North, Inc.'s, and the bid from the company who was hired to complete the first part of the project. Mr. O'Donnell stated that he didn't have the actual numbers with him, but that it was very close. Mr. Daigle added that it was below engineer's estimate.

There being no further questions, comments, or discussion, with a unanimous vote, the motion carried.

Mr. Marcus introduced: CONSIDERATION TO APPROVE A WORK ORDER TO THE MASTER SERVICES AGREEMENT WITH MEAD & HUNT FOR THE CONSTRUCTION ADMINISTRATION SERVICES FOR BID B OF THE RECONSTRUCTION OF TAXIWAY B AND THE TERMINAL APRON IN THE AMOUNT NOT TO EXCEED \$978,350; AND STAFF REQUESTS AUTHORIZATION FOR THE CEO & EXECUTIVE DIRECTOR TO IMPLEMENT THE AWARD AND EXECUTE THE NECESSARY DOCUMENTATION.

Dr. Asdell moved, and Mr. Misch seconded the motion to approve a work order to the Master Services Agreement with Mead & Hunt for the construction administration services for Bid B of the Reconstruction of Taxiway B and the Terminal Apron in the amount not to exceed \$978,350; and Staff requests authorization for the CEO & Executive Director to implement the award and execute the necessary documentation.

There being no further questions, comments, or discussion, with a unanimous vote, the motion carried.

THE EXECUTIVE DIRECTOR'S REPORT

Mr. Daigle referred to the 2021 Composite Statistic Chart for the period ending May 31, 2021.

Dr. Asdell commented that the Canadian border is open to those who have been vaccinated, however, they are testing those who enter for COVID 19.

Mr. Daigle shared the following dates:

- 8/17 – American Airlines third daily non-stop flight to Charlotte begins
- 8/28 – Aviation Education Day from 9:00 am to 3:00 pm
- 9/2 – Triennial Disaster Drill from 7:30 am to 1:00 pm in the Air Commerce Center Building Parking lot. Volunteers are being solicited.
- 9/23 – September Board meeting. Following the Board meeting will be the Master Plan Part 2 meeting where we will be looking at alternatives that have been derived so we can continue the process of moving forward.

Mr. Daigle stated that there has been talk about increased activity for the Notre Dame football season, such as the possibility for a non-stop flight from LAX for the USC game, and possibly others.

ST. JOSEPH COUNTY AIRPORT AUTHORITY DISTRICT BOARD

JULY 22, 2021

THURSDAY

Mr. Marcus introduced: PRIVILEGE OF THE FLOOR

There were no comments from the floor.

Mr. Marcus introduced: ADJOURNMENT

Mr. Marcus asked for a motion to adjourn the meeting.

There was a motion by Dr. Asdell and seconded by Mr. Misch to adjourn the meeting.

There being no questions, comments, or discussion, with a unanimous vote, the motion carried.

The Board meeting was adjourned at 11:48 a.m.

ST. JOSEPH COUNTY AIRPORT AUTHORITY DISTRICT BOARD

By:



Michael P. Misch, Secretary

Written By: Michael A. Daigle, A.A.E

**ST. JOSEPH COUNTY AIRPORT AUTHORITY DISTRICT BOARD
RESOLUTION NO. 2021-03**

CARRYOVER OF ENCUMBRANCES

WHERE AS, Resolution 2019-06 appropriated monies for the purpose of defraying the expenses of the St. Joseph County Airport Authority District for the fiscal year ending December 31, 2020.

WHERE AS, of December 31, 2020, encumbered balances remained from monies appropriated for the year ending December 31, 2020.

NOW, THEREFORE, be it ordained by the St. Joseph County Airport Authority District Board, that for the expenses of the taxing unit the following sums of money which were encumbered during 2020 are hereby to be carried over from the 2020 Appropriations Budget to the 2021 Appropriations Budget.

BE IT FURTHER RESOLVED, that the officers and agents of the St. Joseph County Airport Authority District Board be and they are hereby authorized to execute whatever documents may be necessary in order to effectuate the purposes and intent of this Resolution. This Resolution shall be in full force and effect from and after its passage.


ACCOUNT	BUDGET CATEGORY	ENCUMBRANCE
6300	OTHER SERVICES	
6308	Service Contracts	7,353.19
6311	Professional/Technical Services	17,216.25
6359	Repair - Pavements/Grounds	276,493.50
6360	Repair - Buildings	227,562.50
6365	Repair - Electronics	128,802.42
6400	CAPITAL OUTLAYS	
6410	Land and Land Improvements	547,509.30
6480	AIP Projects	14,751,938.86
	TOTAL ENCUMBRANCE	<u>\$ 15,956,876.02</u>

Adopted this 22nd day of July, 2021.


ST. JOSEPH COUNTY AIRPORT AUTHORITY DISTRICT BOARD




President - Abraham Marcus



Vice President - David Sage



Treasurer - Dr. Bernard J. Asdell



Secretary - Michael Misch

ATTEST: 
By: _____
Secretary - Michael Misch

ST. JOSEPH COUNTY AIRPORT
DISTRICT BOARD

By: 

President - Abraham Marcus

**ST. JOSEPH COUNTY AIRPORT AUTHORITY DISTRICT BOARD
RESOLUTION 2021-04**

**ESTABLISHING A RESOLUTION TO FORMALIZE AN INTERNAL CONTROL OFFICER
AND INTERNAL CONTROL DEPARTMENT FOR THE
ST. JOSEPH COUNTY AIRPORT AUTHORITY**

WHEREAS, St. Joseph County Airport Authority District Board Resolution 2016-02 established a system of internal controls to promote accountability and transparency applicable to St. Joseph County Airport Authority financial activities; and

WHEREAS, St. Joseph County Airport Authority District Board Resolution 2021-02 established a request to opt out of annual audit examinations performed by the Indiana State Board of Accounts for the St. Joseph County Airport Authority; and

WHEREAS, St. Joseph County Airport Authority establishes the following department to oversee and maintain a system of internal controls to promote government accountability and transparency;

- (A) An Internal Control Officer who holds the position of CEO & Executive Director for the St. Joseph County Airport Authority; and
- (B) Two additional members holding the positions of Vice President of Finance and Vice President of Operations for the St. Joseph County Airport Authority
- (C) Any additional employees deemed necessary to carry out the objectives of the internal control department


NOW, THEREFORE, BE IT RESOLVED, by the members of the Board of the St. Joseph County Airport Authority that Resolution 2021-04 shall be set forth and that the officers and agents of the St. Joseph County Airport Authority District Board, are hereby authorized to execute whatever documents necessary to effectuate the purposes and intent of this resolution which shall be effective; and

Adopted this 22nd day of July 2021.


ST. JOSEPH COUNTY AIRPORT AUTHORITY DISTRICT BOARD




President




Treasurer



Vice President



Secretary

ATTEST:

By: _____
Secretary

**ST. JOSEPH COUNTY AIRPORT
AUTHORITY DISTRICT**
By: 

President

St. Josep Airport Authority
 Revenues, Disbursements, and Activity (Cash Basis) - SUMMARY
 For the Five Months Ending Monday, May 31, 2021

	May 2020	May 2021	Incr/(Decr)	2020 YTD	2021 YTD	Incr/(Decr)
Operating revenues:						
Airfield	\$40,151.76	\$86,413.17	\$46,261.41	\$317,844.29	\$381,381.77	\$63,537.48
Terminal - Aviation	153,614.32	159,793.61	6,179.29	807,451.76	806,223.20	(1,228.56)
Terminal - Nonaviation	9,199.22	14,701.90	5,502.68	64,118.30	56,463.84	(7,654.46)
Concessions	46,093.16	127,714.09	81,620.93	384,689.03	379,359.40	(5,329.63)
Parking	33,060.36	175,814.55	142,754.19	788,537.99	845,395.86	56,857.87
FBO	40,536.87	48,678.19	8,141.32	203,668.35	219,995.17	16,326.82
Building and Land Rents	28,842.09	12,288.03	(16,554.06)	194,395.90	150,901.58	(43,494.32)
Other	0.00	0.00	0.00	10,000.00	10,000.00	0.00
Total Operating Revenues	\$351,497.78	\$625,403.54	\$273,905.76	\$2,770,705.62	\$2,849,720.82	\$79,015.20
Operating expenses:						
Employee Expenses	\$541,457.94	\$394,088.28	(\$147,369.66)	\$2,270,601.72	\$2,273,497.05	\$2,895.33
Supplies	48,031.62	56,597.55	8,565.93	339,054.43	321,141.70	(17,912.73)
Repairs	51,850.61	24,048.89	(27,801.72)	213,518.98	440,300.89	226,781.91
Service Contracts	16,525.00	16,093.52	(431.48)	47,238.66	46,031.84	(1,206.82)
Marketing/Advertising	29,513.10	36,704.18	7,191.08	220,173.86	242,705.13	22,531.27
Utilities (Gas, Water, Elec)	62,829.62	50,598.82	(12,230.80)	275,467.92	265,176.02	(10,291.90)
Other Services and Charges	122,806.88	88,618.75	(34,188.13)	663,061.24	546,214.35	(116,846.89)
Total Operating Expenses	\$873,014.77	\$666,749.99	(\$206,264.78)	\$4,029,116.81	\$4,135,066.98	\$105,950.17
Operating income	(\$521,516.99)	(\$41,346.45)	\$480,170.54	(\$1,258,411.19)	(\$1,285,346.16)	(\$26,934.97)
Other revenues:						
Property taxes	\$0.00	\$0.00	\$0.00	\$0.00	\$0.00	\$0.00
Other tax distributions	98,811.58	61,620.42	(37,191.16)	241,969.90	250,794.10	8,824.20
Interest & investment revenue	2,382.76	3,746.95	1,364.19	66,968.41	19,919.53	(47,048.88)
Federal grant - LEO	0.00	20,107.40	20,107.40	7,251.00	65,620.00	58,369.00
Federal grant - CARES	0.00	0.00	0.00	0.00	0.00	0.00
Other revenue	1,457.00	570.60	(886.40)	7,112.12	11,687.71	4,575.59
Total Other Revenues	102,651.34	86,045.37	(16,605.97)	323,301.43	348,021.34	24,719.91
Total Income	(\$418,865.65)	\$44,698.92	\$463,564.57	(\$935,109.76)	(\$937,324.82)	(\$2,215.06)
Capital Activity						
Capital Grants	\$0.00	\$138,895.99	\$138,895.99	\$1,207,042.80	\$1,604,984.21	\$397,941.41
Capital Spending	(230,143.71)	(92,740.99)	137,402.72	(2,368,994.94)	(1,483,746.01)	885,248.93
Net Activity	(\$230,143.71)	\$46,155.00	\$276,298.71	(\$1,161,952.14)	\$121,238.20	\$1,283,190.34
Debt Service Activity						
Tax Revenue/Interest	\$404.58	\$268.64	(\$135.94)	\$9,665.80	\$1,521.52	(\$8,144.28)
Passenger Facility Charge Revenue	55,774.23	130,087.00	74,312.77	640,936.64	383,327.67	(257,608.97)
Bond Principle Payment	0.00	0.00	0.00	0.00	0.00	0.00
Bond Interest Exp. & Fees	0.00	0.00	0.00	0.00	0.00	0.00
Net Activity	\$56,178.81	\$130,355.64	\$74,176.83	\$650,602.44	\$384,849.19	(\$265,753.25)
Cum Building Activity						
Airline Revenue Guarantee-AA	\$0.00	\$0.00	\$0.00	\$0.00	\$0.00	\$0.00
State Grant Revenue - AA	0.00	0.00	0.00	0.00	0.00	0.00
Tax Revenue/Interest	\$681.52	\$950.73	\$269.21	\$16,199.13	\$4,859.19	(\$11,339.94)
Net Activity	\$681.52	\$950.73	\$269.21	\$16,199.13	\$4,859.19	(\$11,339.94)

2021 COMPOSITE STATISTIC CHART



	Airline Enplanements								Aircraft Landed Weight								Aircraft Operations							
	For Ref.								For Ref.								For Ref.							
	2017	2018	2019	2020	2021	Diff.	%	2017	2018	2019	2020	2021	Diff.	%	2017	2018	2019	2020	2021	Diff.	%			
Jan	23,057	24,334	27,446	31,089	15,463	-15,626	-50.26%	36,170,333	37,338,558	45,119,355	46,956,721	40,212,339	-6,744,382	-14.36%	1,976	2,090	2,469	2,437	2,323	-114	-4.68%			
Feb	24,174	23,589	30,163	34,427	18,512	-15,915	-46.23%	35,332,224	34,116,427	43,915,750	48,317,342	37,100,102	-11,217,240	-23.22%	2,635	2,564	2,905	3,235	2,212	-1,023	-31.62%			
Mar	30,085	31,761	40,371	21,628	26,703	5,075	23.46%	44,036,966	44,471,024	54,550,047	53,255,392	49,878,238	-3,377,154	-6.34%	2,601	3,405	3,443	2,691	3,169	478	17.76%			
Apr	23,877	26,440	33,159	1,488	23,782	22,294	1498.25%	38,725,078	38,592,178	49,157,940	25,000,949	50,190,644	25,189,695	100.75%	3,116	3,124	3,472	1,545	3,263	1,718	111.20%			
May	24,522	27,042	33,646	6,385	28,450	22,065	345.58%	38,246,493	40,158,989	48,752,498	23,653,345	48,556,650	24,903,305	105.28%	3,400	3,241	3,606	1,990	3,401	1,411	70.90%			
Jun	25,310	31,349	35,982	10,329				38,511,352	47,137,609	48,069,984	24,410,105				3,458	3,377	3,731	2,028						
Jul	24,798	32,358	37,589	14,244				37,304,662	48,676,256	52,156,923	32,787,340				3,477	4,174	4,053	2,672						
Aug	23,548	33,370	34,972	15,303				39,768,928	50,721,887	49,413,099	36,427,743				3,456	3,555	3,911	2,880						
Sep	24,188	32,843	34,800	16,384				38,900,636	50,567,236	49,570,763	36,408,280				4,132	4,654	4,281	3,056						
Oct	29,311	37,330	37,640	21,265				42,587,991	54,636,739	52,012,517	40,746,322				4,156	3,923	4,022	2,982						
Nov	26,675	35,608	36,398	19,616				40,074,807	52,171,472	51,515,544	41,103,205				3,623	3,103	3,576	2,666						
Dec	25,946	32,853	35,763	19,586				39,406,140	49,320,627	49,127,887	46,731,628				2,278	2,890	3,041	2,485						
Ann. Totals	305,491	368,877	417,929	211,744				469,065,610	547,909,002	593,362,307	455,798,372				38,308	40,100	42,510	30,667						
YTD	125,715	133,166	164,785	95,017	112,910	17,893	18.83%	192,511,094	194,677,176	241,495,590	197,183,749	225,937,973	28,754,224	14.58%	13,728	14,424	15,895	11,898	14,368	2,470	20.76%			

Comments:

COVID-19 Pandemic - Indiana Stay at home order started Tuesday, March 24, 2020 at 11:59 p.m. through Sunday, May 3, 2020 at 11:59 p.m.
 GAF - Suspension of flights July 2020 through September 2020

2021 COMPOSITE STATISTIC CHART



	Air Cargo								Total Gross Landed Weight - Cargo								Aviation Fuel Flowage - Gallons							
	For Ref.		2019	2020	2021	Diff.	%		For Ref.		2019	2020	2021	Diff.	%		For Ref.		2019	2020	2021	Diff.	%	
2017	2018	2017							2018	2017							2018	2017						2018
Jan	1,784,156	1,843,758	1,800,406	1,531,563	1,526,394	-5,169	-0.34%	7,823,600	7,990,900	8,592,000	8,577,300	8,007,000	-570,300	-6.65%		409,200	405,970	508,391	521,332	422,069	-99,263	-19.04%		
Feb	1,704,796	1,774,488	1,685,905	1,421,503	1,318,007	-103,496	-7.28%	7,575,700	7,711,100	8,071,600	7,762,400	6,649,820	-1,112,580	-14.33%		422,850	436,183	563,504	599,532	441,377	-158,155	-26.38%		
Mar	2,147,721	1,851,234	1,957,265	1,515,570	1,784,293	268,723	17.73%	8,809,900	8,634,500	8,304,100	8,621,000	8,641,070	20,070	0.23%		460,833	536,600	626,890	583,673	579,104	-4,569	-0.78%		
Apr	1,874,776	1,717,205	2,033,219	1,353,341	1,838,807	485,466	35.87%	8,062,500	7,580,500	8,069,800	8,591,400	8,439,000	-152,400	-1.77%		479,786	505,154	579,000	201,422	483,939	282,517	140.26%		
May	2,074,980	2,069,079	2,414,023	1,585,719	1,876,932	291,213	18.36%	8,396,900	9,121,800	9,291,800	8,204,500	8,054,200	-150,300	-1.83%		475,368	496,824	565,763	247,933	539,959	292,026	117.78%		
Jun	2,269,959	2,054,333	2,449,186	1,589,329				8,417,320	8,269,700	8,079,500	7,985,400					460,411	483,691	558,063	297,386					
Jul	1,766,312	1,850,470	2,344,420	1,657,177				7,485,300	7,560,400	7,993,900	8,933,700					487,983	552,415	615,989	368,329					
Aug	2,207,242	2,110,500	2,119,468	1,522,375				9,233,900	8,826,900	8,634,500	7,827,294					499,209	696,916	635,253	399,593					
Sep	2,036,532	2,207,003	1,631,790	1,631,499				8,269,000	8,046,600	7,425,000	8,207,820					576,969	901,028	663,561	375,253					
Oct	2,042,061	1,942,067	1,862,042	1,797,376				8,012,614	8,393,094	8,818,400	8,652,100					641,684	700,934	754,441	435,530					
Nov	1,989,084	1,825,215	1,603,884	1,592,248				7,992,120	8,182,294	7,818,500	7,700,260					505,764	668,753	696,536	390,493					
Dec	1,866,760	1,706,870	1,517,426	1,886,237				9,439,100	8,697,200	8,413,020	11,655,500					438,498	588,774	569,333	442,064					
Ann. Totals	23,764,379	22,952,222	23,419,034	19,083,937				99,517,954	99,014,988	99,512,120	102,718,674					5,858,555	6,973,242	7,336,724	4,862,540					
YTD	9,586,429	9,255,764	9,890,818	7,407,696	8,344,433	936,737	12.65%	40,668,600	41,038,800	42,329,300	41,758,600	39,791,090	-1,965,510	-4.71%		2,248,037	2,380,731	2,843,548	2,153,892	2,466,448	312,556	14.51%		

Comments:

COVID-19 Pandemic - Indiana Stay at home order started Tuesday, March 24, 2020 at 11:59 p.m. through Sunday, May 3, 2020 at 11:59 p.m.
 GAF - Suspension of flights July 2020 through September 2020

2021 COMPOSITE STATISTIC CHART



	Car Rental - Gross Sales								Restaurant/Gift Shop - Gross Sales								Republic Parking - Gross Sales							
	For Ref.								For Ref.								For Ref.							
	2017	2018	2019	2020	2021	Diff.	%		2017	2018	2019	2020	2021	Diff.	%		2017	2018	2019	2020	2021	Diff.	%	
Jan	\$551,344	\$567,289	\$698,471	\$729,762	\$441,153	-\$288,609	-39.55%		\$136,403	\$148,963	\$168,895	\$163,073	\$105,612	-\$57,461	-35.24%		\$281,405	\$285,292	\$310,436	\$354,715	\$175,389	-\$179,326	-50.55%	
Feb	\$556,406	\$595,332	\$682,397	\$754,761	\$438,200	-\$316,561	-41.94%		\$132,327	\$146,779	\$180,879	\$193,464	\$121,695	-\$71,769	-37.10%		\$272,330	\$271,854	\$343,289	\$379,742	\$177,392	-\$202,350	-53.29%	
Mar	\$688,330	\$795,129	\$889,712	\$579,120	\$654,855	\$75,735	13.08%		\$173,640	\$194,745	\$239,253	\$118,802	\$172,140	\$53,338	44.90%		\$344,829	\$350,756	\$439,565	\$251,950	\$280,790	\$28,840	11.45%	
Apr	\$772,959	\$778,450	\$1,003,632	\$140,492	\$769,853	\$629,361	447.97%		\$153,747	\$156,803	\$197,310	\$13,851	\$149,689	\$135,838	980.73%		\$298,071	\$317,946	\$382,901	\$18,585	\$259,266	\$240,681	1295.03%	
May	\$888,201	\$909,603	\$1,078,072	\$280,476	\$1,084,985	\$804,509	286.84%		\$137,831	\$162,292	\$210,096	\$37,077	\$161,123	\$124,046	334.56%		\$251,104	\$274,283	\$342,200	\$44,217	\$234,437	\$190,220	430.20%	
Jun	\$852,879	\$1,001,124	\$1,060,068	\$468,404					\$162,251	\$206,732	\$222,580	\$60,612					\$252,216	\$296,506	\$341,681	\$68,761				
Jul	\$1,020,548	\$1,371,950	\$1,458,011	\$732,751					\$170,922	\$206,437	\$238,848	\$89,230					\$231,311	\$297,498	\$302,894	\$91,822				
Aug	\$1,002,616	\$1,317,134	\$1,394,398	\$827,404					\$158,419	\$209,213	\$216,414	\$102,262					\$227,856	\$296,295	\$316,135	\$95,474				
Sep	\$948,835	\$1,234,325	\$1,205,292	\$738,409					\$165,255	\$206,175	\$215,717	\$109,100					\$223,596	\$287,693	\$320,529	\$119,370				
Oct	\$1,013,253	\$1,149,256	\$1,222,851	\$681,311					\$188,698	\$218,985	\$225,575	\$136,919					\$290,328	\$359,033	\$365,173	\$165,793				
Nov	\$784,073	\$1,008,292	\$1,039,499	\$579,117					\$162,142	\$211,669	\$219,652	\$114,698					\$261,462	\$334,068	\$332,839	\$146,284				
Dec	\$597,304	\$749,294	\$894,183	\$440,276					\$159,552	\$184,283	\$197,911	\$122,988					\$234,547	\$287,249	\$313,701	\$135,848				
Ann. Totals	\$9,676,748	\$11,477,178	\$12,626,586	\$6,952,283					\$1,901,187	\$2,253,076	\$2,533,130	\$1,262,076					\$3,169,055	\$3,658,473	\$4,111,343	\$1,872,561				
YTD	\$3,457,240	\$3,645,803	\$4,352,284	\$2,484,611	\$3,389,046	\$904,435	36.40%		\$733,948	\$809,582	\$996,433	\$526,267	\$710,259	\$183,992	34.96%		\$1,447,739	\$1,500,131	\$1,818,391	\$1,049,209	\$1,127,274	\$78,065	7.44%	

Comments:

COVID-19 Pandemic - Indiana Stay at home order started Tuesday, March 24, 2020 at 11:59 p.m. through Sunday, May 3, 2020 at 11:59 p.m.
 GAF - Suspension of flights July 2020 through September 2020

2021 COMPOSITE STATISTIC CHART



	South Shore Passengers								South Shore Ops.								International Flights - GAF							
	For Ref.								For Ref.								For Ref.							
	2017	2018	2019	2020	2021	Diff.	%		2017	2018	2019	2020	2021	Diff.	%		2017	2018	2019	2020	2021	Diff.	%	
Jan	14,626	15,027	14,125	15,044	4,618	-10,426	-69.30%		207	195	186	199	195	-4	-2.01%		0	10	6	10	2	-8	-80.00%	
Feb	16,499	16,778	12,881	15,748	4,932	-10,816	-68.68%		188	180	166	185	152	-33	-17.84%		0	9	11	8	4	-4	-50.00%	
Mar	18,235	21,211	20,397	8,640	7,332	-1,308	-15.14%		209	199	197	185	201	16	8.65%		0	10	7	4	1	-3	-75.00%	
Apr	23,040	20,509	20,180	1,902	10,467	8,565	450.32%		200	182	194	150	194	44	29.33%		0	7	7	0	4	4	-	
May	20,085	19,452	19,127	2,914	10,437	7,523	258.17%		208	185	183	153	177	24	15.69%		0	13	12	4	12	8	200.00%	
Jun	22,143	20,965	20,088	3,854					202	181	182	161					1	13	8	6				
Jul	27,623	25,692	23,571	5,847					206	209	190	183					7	7	13	1				
Aug	22,887	22,069	20,433	6,293					209	192	190	189					15	8	13	0				
Sep	23,618	20,944	19,530	6,151					200	190	192	192					10	12	16	0				
Oct	25,870	18,422	20,997	6,760					208	201	201	199					7	20	20	3				
Nov	21,387	22,997	22,150	4,924					201	193	190	190					7	16	9	1				
Dec	24,781	22,575	22,795	4,523					217	194	197	194					11	7	13	4				
Ann. Totals	260,794	246,641	236,274	82,600					2,455	2,301	2,268	2,180					58	132	135	41				
YTD	92,485	92,977	86,710	44,248	37,786	-6,462	-14.60%		1,012	941	926	872	919	47	5.39%		0	49	43	26	23	-3	-11.54%	

Comments

COVID-19 Pandemic - Indiana Stay at home order started Tuesday, March 24, 2020 at 11:59 p.m. through Sunday, May 3, 2020 at 11:59 p.m.
 GAF - Suspension of flights July 2020 through September 2020