

ST. JOSEPH COUNTY AIRPORT AUTHORITY DISTRICT BOARD

MAY 26, 2022

THURSDAY

The Board meeting of the St. Joseph County Airport Authority District was called to order at 11:30 a.m. on Thursday, May 26, 2022, by President Abraham Marcus.

Present: Abraham Marcus, President
David Sage, Vice President
Dr. Jay Asdell, Treasurer/Assistant Secretary
Michael Misch, Secretary

Comprising a quorum of the St. Joseph County Airport Authority District Board; also present at the meeting were:

Mike Daigle, CEO & Executive Director
Mitchell Heppenheimer, Attorney
Renata Matousova, Vice President Finance
Michelle Reedy, Vice President Human Resources
Mike Ornat, Safety Chief
Brian Bauman, Maintenance Manager
Alex Ashby, Maintenance Supervisor
Mark Pickens, Maintenance Foreman
Mike Bartkowiak, Maintenance Employee
Susan Oakley, Recording Secretary
Randy Jones, Corporate Wings
John Gerety, Atlantic Aviation

Mr. Marcus introduced the first item on the Agenda, approval of the Minutes from the April 28, 2022, Board meeting.

Mr. Sage moved, and Dr. Asdell seconded the motion to approve the Minutes from the Board meeting held on April 28, 2022.

There being no comments, questions, or discussion, with a unanimous vote, the motion carried.

The next item on the Agenda is approval of the Payroll Warrants dated April 29, 2022.

Mr. Sage moved, and Dr. Asdell seconded the motion to approve the Payroll Warrants dated April 29, 2022.

There being no comments, questions, or discussion, with a unanimous vote, the motion carried.

The next item on the Agenda is approval of the Payroll Warrants dated May 13, 2022.

Mr. Sage moved, and Dr. Asdell seconded the motion to approve the Payroll Warrants dated May 13, 2022.

There being no comments, questions, or discussion, with a unanimous vote, the motion carried.

ST. JOSEPH COUNTY AIRPORT AUTHORITY DISTRICT BOARD

MAY 26, 2022

THURSDAY

The next item on the Agenda is the approval of the Invoice Vouchers and Claim Payments as per the Schedule dated May 26, 2022.

Dr. Asdell moved, and Mr. Sage seconded the motion to approve the Invoice Vouchers and Claim Payments per the Schedule dated May 26, 2022.

Dr. Asdell questioned whether we still had the same customs officer. Mr. Daigle confirmed that Officer Lankford is still the customs officer stationed at SBN. Mr. Marcus questioned whether there was enough volume that the Airport Authority does not have to pay for the services. Mr. Daigle responded that we do not yet have that volume.

There being no further questions, comments, or discussion, with a unanimous vote, the motion carried.

Mr. Marcus introduced the next item on the Agenda.

FINANCIAL STATEMENT FOR THE MONTH OF MARCH 2022.

Mr. Sage moved, and Dr. Asdell seconded the motion to accept the Financial Statement report for the month of March 2022.

Ms. Matousova referred to the Statement of Revenues Disbursements and Activity (Accrual Basis) for the period ending March 31, 2022. Refer to the attached report.

Mr. Sage questioned the procedure for calculating the projections. Ms. Matousova responded that payroll projections are based on the number of pay periods remaining in 2022. Projections for supplies are based on the supplies that still need to be purchased this year, and these calculations continue to be reviewed.

Mr. Daigle commented that there is a lot of information now included in the Financial Statement for the Board. Much of this information is used internally to determine whether our expenditures will exceed the approved budget. The revenue is also reviewed and compared to activity levels to ensure that those numbers coincide.

There being no further questions, comments, or discussion, with a unanimous vote, the motion carried to accept the report.

Mr. Marcus introduced the next item on the Agenda, Tabled, and Unfinished Business which there was none and Continuing Business which there was none.

Mr. Marcus introduced the next item on the Agenda, New Business.

ST. JOSEPH COUNTY AIRPORT AUTHORITY DISTRICT BOARD

MAY 26, 2022

THURSDAY

NEW BUSINESS

Mr. Marcus introduced: CONSIDERATION TO APPROVE RESOLUTION 2022-06.

Mr. Sage moved, and Dr. Asdell seconded the motion to approve Resolution 2022-06.

There being no questions, comments, or discussion, with a unanimous vote, the motion carried.

Mr. Marcus introduced: CONSIDERATION TO APPROVE AGREEMENT WITH PLANE CARE, INC. FOR AIRCRAFT MAINTENANCE SERVICES.

Dr. Asdell moved, and Mr. Sage seconded the motion to approve agreement with Plane Care, Inc. for aircraft maintenance services.

Dr. Asdell questioned where Plane Care was located. Mr. Daigle responded that they are headquartered in Michigan.

Mr. Sage questioned whether they provide these services at other airports. Mr. Daigle responded that he does not have the names of other airports serviced by Plane Care.

Dr. Asdell questioned whether they had hangar space at SBN. Mr. Daigle responded that they do not have hangar space, so they will need to coordinate with one of the FBOs if hangar space is needed.

There being no further questions, comments, or discussion, with a unanimous vote, the motion carried.

Mr. Marcus introduced: CONSIDERATION TO APPROVE EXTENSION TO AGREEMENT FOR SKYLINE MASSAGE CHAIRS.

Dr. Asdell moved, and Mr. Sage seconded the motion to approve extension to agreement for Skyline Massage chairs.

There being no questions, comments, or discussion, with a unanimous vote, the motion carried.

Mr. Marcus introduced: CONSIDERATION TO APPROVE AN EXTENSION WITH MODERN CAB TAXI SERVICE.

Mr. Sage moved, and Dr. Asdell seconded the motion to approve an extension with Modern Cab taxi service.

There being no questions, comments, or discussion, with a unanimous vote, the motion carried.

ST. JOSEPH COUNTY AIRPORT AUTHORITY DISTRICT BOARD

MAY 26, 2022

THURSDAY

Mr. Marcus introduced: PRIVILEGE OF THE FLOOR

There were no comments from the floor.

Mr. Marcus introduced: ADJOURNMENT

Mr. Marcus asked for a motion to adjourn the meeting.

There was a motion by Mr. Sage and seconded by Dr. Asdell to adjourn the meeting.

There being no questions, comments, or discussion, with a unanimous vote, the motion carried.

The Board meeting was adjourned at 11:52 a.m.

ST. JOSEPH COUNTY AIRPORT AUTHORITY DISTRICT BOARD

By:



Michael P. Misch, Secretary

Written By: Michael A. Daigle, A.A.E

**ST. JOSEPH COUNTY AIRPORT AUTHORITY DISTRICT BOARD
RESOLUTION NO. 2022-06**

**A RESOLUTION ESTABLISHING SALARY AND HOURLY PAY RANGES FOR EMPLOYEES OF THE
ST. JOSEPH COUNTY AIRPORT AUTHORITY DISTRICT BEGINNING MAY 26, 2022, AND
FIXING A TIME WHEN THE SAME SHALL TAKE EFFECT.**

WHEREAS, it is necessary for the Board of the St. Joseph County Airport Authority District to establish salary and hourly pay ranges for employees of the St. Joseph County Airport Authority District beginning January 1, 2022.

NOW, THEREFORE BE IT RESOLVED BY THE ST. JOSEPH COUNTY AIRPORT AUTHORITY THAT:


Section One. For the fiscal year ending December 31, 2022, the following pay ranges shall be set for salary and hourly employees of the St. Joseph County Airport Authority. The Board of the St. Joseph County Airport Authority shall establish the actual salary of the Executive Director, and the Executive Director is authorized to establish the actual salary, hourly wages, stipends, and bonus payments of the respective remaining employees of the St. Joseph County Airport Authority, within the ranges established for the respective job classifications set out in this Resolution. The rates shown in the Resolution do not reflect payments made at termination for sick or PTO pay. The rates shown in the Resolution do not reflect payments made for taxable fringe benefits, auto allowance, bonus, or payments made as part of any time buy back program.

TITLE	YEARLY OR HOURLY	
	2022 MINIMUM	2022 MAXIMUM
CEO & EXECUTIVE DIRECTOR	125,049	231,788
VICE PRESIDENT OF FINANCE	90,833	145,384
VICE PRESIDENT OF OPERATIONS	90,833	145,384
VICE PRESIDENT OF MARKETING & AIR SERVICE DEVELOPMENT	81,837	119,426
VICE PRESIDENT OF HUMAN RESOURCES	62,727	119,426
PUBLIC SAFETY CHIEF	68,501	113,469
OPERATIONS MANAGER	62,727	103,154
ACCOUNTING MANAGER	62,727	103,154
PROJECT MANAGER	62,727	103,154
PROPERTIES MANAGER	62,727	103,154
MAINTENANCE MANAGER	62,727	103,154
INFORMATION TECHNOLOGY (IT) MANAGER	62,727	103,154
SPECIAL PROJECTS COORDINATOR	62,727	103,154
MAINTENANCE SUPERVISOR	51,566	82,159
TERMINAL SERVICES SUPERVISOR	51,566	83,209
STAFF ACCOUNTANT	17.02	37.11
FINANCIAL SPECIALIST	17.02	37.11
MARKETING AND COMMUNICATIONS COORDINATOR	17.02	37.11
HUMAN RESOURCES SPECIALIST	17.02	37.11
OFFICE (CLERICAL)	12.00	21.68
OPERATIONS SPECIALIST	17.60	31.84
COMMUNICATION CENTER - AGENT	13.00	24.82
MAINTENANCE WORKER	15.99	40.97
PUBLIC SAFETY CAPTAINS	16.44	36.52
PUBLIC SAFETY LIEUTENANT	13.38	34.73
PUBLIC SAFETY OFFICER	12.16	32.13
PART TIME/TEMPORARY WORKER	11.00	34.90


Section Two. This Resolution shall be in full force and effect from and after its passage.

Adopted this 26th day of May, 2022.


ST. JOSEPH COUNTY AIRPORT AUTHORITY DISTRICT BOARD




President - Abraham Marcus



Vice President - David R. Sage



Treasurer - Dr. Bernard J. Asdell



Secretary - Michael Misch

ST. JOSEPH COUNTY AIRPORT AUTHORITY
 Monthly Financial Report - Modified Accrual
 For the Period Ending March 31, 2022

	Year To Date Comparison					Annual Comparison				Projection to Budget	
	03/31/2021		03/31/2022		Incr/(Decr)	2020	2021	2022	2022	over (under)	%
	% of annual		% of annual			actual	actual	budget	projections	budget	
Operating Revenue											
Airfield	212,049	20%	262,261	21%	50,212	753,011	1,039,140	1,237,055	1,049,044	(188,011)	-15%
Terminal - Aviation	485,199	24%	499,401	19%	14,202	1,955,592	1,997,095	2,618,607	1,997,604	(621,003)	-24%
Terminal - Non-Aviation	26,385	15%	50,702	41%	24,318	134,479	181,639	125,000	202,809	77,809	62%
Concessions	236,070	16%	320,092	35%	84,022	982,589	1,483,202	910,462	1,280,367	369,905	41%
Parking	475,145	20%	734,393	26%	259,248	1,439,708	2,400,620	2,786,810	2,937,574	150,764	5%
FBO	122,499	20%	148,887	28%	26,388	512,609	614,469	527,988	595,549	67,561	13%
Building	51,441	14%	52,253	14%	812	458,792	377,870	362,164	209,013	(153,151)	-42%
Other	10,000	77%	10,000	100%	0	13,000	13,000	10,000	13,000	3,000	30%
Total Operating Revenue	1,618,788	20%	2,077,990	24%	459,202	6,249,779	8,107,036	8,578,086	8,311,959	(266,127)	-3%
Operating Expenses											
Employee Expenses	1,313,658	24%	1,350,877	19%	37,219	5,291,927	5,431,677	7,053,375	5,403,507	(1,649,867)	-23%
Supplies	212,691	29%	203,127	15%	(9,564)	724,777	733,883	1,340,550	880,218	(460,332)	-34%
Repairs	377,219	26%	414,419	18%	37,200	1,156,487	1,466,921	2,321,450	1,657,677	(663,773)	-29%
Service Contracts	15,694	13%	27,846	20%	12,152	118,128	121,704	141,460	111,382	(30,078)	-21%
Marketing	111,068	22%	142,403	21%	31,335	380,778	500,814	687,900	569,612	(118,288)	-17%
Utilities (Gas, Water, Elec)	175,304	28%	173,419	28%	(1,885)	640,885	629,929	617,000	693,675	76,675	12%
Other Services and Charges	343,730	18%	453,885	21%	110,155	1,671,723	1,876,412	2,125,691	1,815,539	(310,152)	-15%
Total Operating Expenses	2,549,363	24%	2,765,975	19%	216,612	9,984,705	10,761,340	14,287,426	11,131,610	(3,155,816)	-22%
Operating Income (excluding depreciation)	(930,575)	35%	(687,986)	12%	242,590	(3,734,926)	(2,654,304)	(5,709,340)	(2,819,651)	2,889,689	
Other Revenue											
Property Taxes	0	0%	0	0%	0	2,743,486	2,447,993	3,100,000	3,100,000	0	0%
Financial Institution Taxes	0	0%	0	0%	0	4,394	4,537	4,673	4,673	0	0%
License Excise Taxes	0	0%	0	0%	0	250,455	194,217	200,044	200,044	0	0%
Com. Vehicle Excise Taxes	0	0%	0	0%	0	22,268	18,659	19,219	19,219	0	0%
C.O.I.T.	141,880	24%	101,374	17%	(40,507)	468,337	581,848	599,303	405,494	(193,809)	-32%
Interest Revenue	12,102	22%	17,954	31%	5,853	89,419	55,342	57,002	71,817	14,815	26%
Federal Grant LEO	28,002	22%	19,073	16%	(8,928)	0	125,020	120,000	120,000	0	0%
Federal Grant - ARP	0	0%	2,803,279	0%	2,803,279	0	0	0	4,994,943	4,994,943	n/a
Federal Grant-CARES	0	0%	0	0%	0	7,368,166	3,085,898	0	0	0	0%
Miscellaneous Revenue	10,917		31,521	0%	20,604	274,236	71,482	40,000	60,000	20,000	50%
Total Other Revenue	192,901		2,973,201	72%	2,780,300	11,220,760	6,584,996	4,140,241	8,976,189	4,835,948	117%
Total Income	(737,675)		2,285,215	-146%	3,022,890	7,485,834	3,930,691	(1,569,099)	6,156,538	7,725,637	
Capital Activity											
Capital Grants	1,456,149	12%	4,476,939	0%	3,020,790	1,662,814	12,064,153	18,213,947	18,213,947	0	0%
Capital Spending	(1,391,005)	-21%	(4,594,936)	-15%	(3,203,931)	11,220,760	6,584,996	29,837,547	29,837,547	0	0%
Net Activity	65,144	1%	(117,997)	1%	(183,141)	(2,072,112)	9,409,849	(13,192,699)	(5,467,062)	7,725,637	

2022 COMPOSITE STATISTIC CHART



	Airline Enplanements								Aircraft Landed Weight								Aircraft Operations							
	For Ref.								For Ref.								For Ref.							
	2018	2019	2020	2021	2022	Diff.	%	2018	2019	2020	2021	2022	Diff.	%	2018	2019	2020	2021	2022	Diff.	%			
Jan	24,334	27,446	31,089	15,463	24,966	9,503	61.46%	37,338,558	45,119,355	46,956,721	40,212,339	46,692,655	6,480,316	16.12%	2,090	2,469	2,437	2,323	2,481	158	6.80%			
Feb	23,589	30,163	34,427	18,512	28,257	9,745	52.64%	34,116,427	43,915,750	48,317,342	37,100,102	42,980,546	5,880,444	15.85%	2,564	2,905	3,235	2,212	2,149	-63	-2.85%			
Mar	31,761	40,371	21,628	26,703	32,817	6,114	22.90%	44,471,024	54,550,047	53,255,392	49,878,238	46,095,733	-3,782,505	-7.58%	3,405	3,443	2,691	3,169	2,793	-376	-11.86%			
Apr	26,440	33,159	1,488	23,782				38,592,178	49,157,940	25,000,949	50,190,644				3,124	3,472	1,545	3,263						
May	27,042	33,646	6,385	28,450				40,158,989	48,752,498	23,653,345	48,556,650			3,241	3,606	1,990	3,401							
Jun	31,349	35,982	10,329	30,046				47,137,609	48,069,984	24,410,105	45,485,465			3,377	3,731	2,028	2,968							
Jul	32,358	37,589	14,244	32,515				48,676,256	52,156,923	32,787,340	46,458,257			4,174	4,053	2,672	3,989							
Aug	33,370	34,972	15,303	30,412				50,721,887	49,413,099	36,427,743	48,507,803			3,555	3,911	2,880	3,763							
Sep	32,843	34,800	16,384	30,825				50,567,236	49,570,763	36,408,280	48,437,707			4,654	4,281	3,056	3,866							
Oct	37,330	37,640	21,265	37,324				54,636,739	52,012,517	40,746,322	51,946,325			3,923	4,022	2,982	4,250							
Nov	35,808	36,398	19,616	33,755				52,171,472	51,515,544	41,103,205	50,157,150			3,103	3,576	2,666	3,620							
Dec	32,853	35,763	19,586	33,858				49,320,627	49,127,887	46,731,628	49,173,807			2,890	3,041	2,485	2,314							
Ann. Totals	368,877	417,929	211,744	341,645				547,909,002	593,362,307	455,798,372	566,104,487			40,100	42,510	30,667	39,138							
YTD	79,684	97,980	87,144	60,678	86,040	25,362	41.80%	115,926,009	143,585,152	148,529,455	127,190,679	135,768,934	8,578,255	6.74%	8,059	8,817	8,363	7,704	7,423	-281	-3.65%			

Comments:

COVID-19 Pandemic - Indiana Stay at home order started Tuesday, March 24, 2020 at 11:59 p.m. through Sunday, May 3, 2020 at 11:59 p.m.
 GAF - Suspension of flights July 2020 through September 2020

Highlighted numbers - Lower than current year

2022 COMPOSITE STATISTIC CHART



	Air Cargo - Pounds Enplaned & Deplaned								Total Gross Landed Weight - Cargo								Aviation Fuel Flowage - Gallons							
	For Ref.								For Ref.								For Ref.							
	2018	2019	2020	2021	2022	Diff.	%		2018	2019	2020	2021	2022	Diff.	%		2018	2019	2020	2021	2022	Diff.	%	
Jan	1,843,758	1,800,406	1,531,563	1,526,394	1,534,927	8,533	0.56%		7,990,900	8,592,000	8,577,300	8,007,000	9,039,600	1,032,600	12.90%		405,970	508,391	521,332	422,069	509,330	87,261	20.67%	
Feb	1,774,488	1,685,905	1,421,503	1,318,007	1,437,603	119,596	9.07%		7,711,100	8,071,600	7,762,400	6,649,820	9,299,000	2,649,180	39.84%		436,183	563,504	599,532	441,377	539,704	98,327	22.28%	
Mar	1,851,234	1,957,265	1,515,570	1,784,293	1,806,958	22,665	1.27%		8,634,500	8,304,100	8,621,000	8,641,070	10,586,680	1,945,610	22.52%		536,600	626,890	583,673	579,104	562,910	-16,194	-2.80%	
Apr	1,717,205	2,033,219	1,353,341	1,838,807					7,580,500	8,069,800	8,591,400	8,439,000					505,154	579,000	201,422	483,939				
May	2,069,079	2,414,023	1,585,719	1,876,932					9,121,800	9,291,800	8,204,500	8,054,200					496,824	565,763	247,933	539,959				
Jun	2,054,333	2,449,186	1,589,329	1,960,534					8,269,700	8,079,500	7,985,400	8,370,300					483,691	558,063	297,386	525,641				
Jul	1,850,470	2,344,420	1,657,177	1,930,510					7,560,400	7,993,900	8,933,700	8,419,500					552,415	615,989	368,329	506,406				
Aug	2,110,500	2,119,468	1,522,375	1,855,901					8,826,900	8,634,500	7,855,894	8,396,600					686,916	635,253	399,593	584,011				
Sep	2,207,003	1,631,790	1,631,499	1,885,100					8,046,600	7,425,000	8,207,820	8,649,600					901,028	663,581	375,253	609,089				
Oct	1,942,067	1,862,042	1,797,376	2,149,123					8,393,094	8,818,400	8,652,100	8,478,000					700,934	754,441	435,530	816,370				
Nov	1,825,215	1,603,884	1,592,248	2,019,444					8,182,294	7,818,500	7,700,260	9,506,956					668,753	696,536	390,493	723,276				
Dec	1,706,870	1,517,426	1,886,237	1,910,637					8,697,200	8,413,020	11,654,635	11,606,740					588,774	569,333	442,064	499,308				
Ann. Totals	22,952,222	23,419,034	19,083,937	22,055,682					99,014,988	99,512,120	102,746,409	103,218,786					6,973,242	7,336,724	4,862,540	6,730,549				
YTD	5,469,480	5,443,576	4,468,636	4,628,694	4,779,488	150,794	3.26%		24,336,500	24,967,700	24,960,700	23,297,890	28,925,280	5,627,390	24.15%		1,378,753	1,698,785	1,704,537	1,442,550	1,611,944	169,394	11.74%	

Comments:

COVID-19 Pandemic - Indiana Stay at home order started Tuesday, March 24, 2020 at 11:59 p.m. through Sunday, May 3, 2020 at 11:59 p.m.
 GAF - Suspension of flights July 2020 through September 2020

Highlighted numbers - Lower than current year

2022 COMPOSITE STATISTIC CHART



	Car Rental - Gross Sales								Restaurant/Gift Shop - Gross Sales								Republic Parking - Gross Sales							
	For Ref.								For Ref.								For Ref.							
	2018	2019	2020	2021	2022	Diff.	%	2018	2019	2020	2021	2022	Diff.	%	2018	2019	2020	2021	2022	Diff.	%			
Jan	\$567,289	\$698,471	\$729,762	\$441,153	\$724,316	\$283,163	64.19%	\$148,963	\$168,895	\$163,073	\$105,612	\$144,430	\$38,818	36.76%	\$285,292	\$310,436	\$354,715	\$175,389	\$298,806	\$123,417	70.37%			
Feb	\$595,332	\$682,397	\$754,761	\$438,200	\$746,852	\$308,652	70.44%	\$146,779	\$180,879	\$193,464	\$121,695	\$158,357	\$36,662	30.13%	\$271,854	\$343,289	\$379,742	\$177,392	\$316,284	\$138,892	78.30%			
Mar	\$795,129	\$889,712	\$579,120	\$654,855	\$805,780	\$150,925	23.05%	\$194,745	\$239,253	\$118,802	\$172,140	\$201,962	\$29,822	17.32%	\$350,756	\$439,565	\$251,950	\$280,790	\$364,154	\$83,364	29.69%			
Apr	\$778,450	\$1,003,632	\$140,492	\$769,853				\$156,803	\$197,310	\$13,851	\$149,689				\$317,946	\$382,901	\$18,585	\$259,266						
May	\$909,603	\$1,078,072	\$280,476	\$1,084,985				\$162,292	\$210,096	\$37,077	\$161,123				\$274,283	\$342,200	\$44,217	\$234,437						
Jun	\$1,001,124	\$1,060,068	\$468,404	\$1,167,501				\$206,732	\$222,580	\$60,612	\$169,924				\$296,506	\$341,681	\$68,761	\$245,370						
Jul	\$1,371,950	\$1,458,011	\$732,751	\$1,415,916				\$206,437	\$238,848	\$89,230	\$179,650				\$297,498	\$302,894	\$91,822	\$260,188						
Aug	\$1,317,134	\$1,394,398	\$827,404	\$1,583,919				\$209,213	\$216,414	\$102,262	\$164,149				\$296,295	\$316,135	\$95,474	\$242,553						
Sep	\$1,234,325	\$1,205,292	\$738,409	\$1,306,573				\$206,175	\$215,717	\$109,100	\$171,287				\$287,693	\$320,529	\$119,370	\$268,367						
Oct	\$1,149,256	\$1,222,851	\$681,311	\$1,462,623				\$218,985	\$225,575	\$136,919	\$212,199				\$359,033	\$365,173	\$165,793	\$333,167						
Nov	\$1,008,292	\$1,039,499	\$579,117	\$1,192,301				\$211,669	\$219,652	\$114,698	\$175,877				\$334,068	\$332,839	\$146,284	\$297,978						
Dec	\$749,294	\$894,183	\$440,276	\$850,361				\$184,283	\$197,911	\$122,988	\$189,168				\$287,249	\$313,701	\$135,848	\$274,240						
Ann. Totals	\$11,477,178	\$12,626,586	\$6,952,283	\$12,368,240				\$2,253,076	\$2,533,130	\$1,262,076	\$1,972,513				\$3,658,473	\$4,111,343	\$1,872,561	\$3,049,137						
YTD	\$1,957,750	\$2,270,580	\$2,063,643	\$1,534,208	\$2,276,948	\$742,740	48.41%	\$490,487	\$589,027	\$475,339	\$399,447	\$504,749	\$105,302	26.36%	\$907,902	\$1,093,290	\$986,407	\$633,571	\$979,244	\$345,673	54.56%			

Comments:

COVID-19 Pandemic - Indiana Stay at home order started Tuesday, March 24, 2020 at 11:59 p.m. through Sunday, May 3, 2020 at 11:59 p.m.

GAF - Suspension of flights July 2020 through September 2020

Highlighted numbers - Lower than current year

2022 COMPOSITE STATISTIC CHART



	South Shore Passengers							South Shore Ops.							International Flights - GAF						
	For Ref.							For Ref.							For Ref.						
	2018	2019	2020	2021	2022	Diff.	%	2018	2019	2020	2021	2022	Diff.	%	2018	2019	2020	2021	2022	Diff.	%
Jan	15,027	14,125	15,044	4,618	8,972	4,354	94.28%	195	186	199	195	197	2	1.03%	10	6	10	2	5	3	150.00%
Feb	16,778	12,881	15,748	4,932	8,940	4,008	81.27%	180	166	185	152	180	28	18.42%	9	11	8	4	6	2	50.00%
Mar	21,211	20,397	8,640	7,332	13,530	6,198	84.53%	199	197	185	201	201	0	0.00%	10	7	4	1	8	7	700.00%
Apr	20,509	20,180	1,902	10,467				182	194	150	194				7	7	0	4			
May	19,452	19,127	2,914	10,437				185	183	153	177				13	12	4	12			
Jun	20,965	20,088	3,854	11,197				181	182	161	175				13	8	6	4			
Jul	25,692	23,571	5,847	15,889				209	190	183	196				7	13	1	7			
Aug	22,069	20,433	6,293	11,650				192	190	189	154				8	13	0	6			
Sep	20,944	19,530	6,151	14,806				190	192	192	188				12	16	0	10			
Oct	18,422	20,997	6,760	20,259				201	201	199	194				20	20	3	13			
Nov	22,997	22,150	4,924	15,419				193	190	190	192				16	9	1	13			
Dec	22,575	22,795	4,523	14,889				194	197	194	199				7	13	4	10			
Ann. Totals	246,641	236,274	82,600	141,895				2,301	2,268	2,180	2,217				132	135	41	86			
YTD	53,016	47,403	39,432	16,882	31,442	14,560	86.25%	574	549	569	548	578	30	5.47%	29	24	22	7	19	12	171.43%

Comments:

COVID-19 Pandemic - Indiana Stay at home order started Tuesday, March 24, 2020 at 11:59 p.m. through Sunday, May 3, 2020 at 11:59 p.m.

GAF - Suspension of flights July 2020 through September 2020

Highlighted numbers - Lower than current year