

ST. JOSEPH COUNTY AIRPORT AUTHORITY DISTRICT BOARD

July 27, 2022

WEDNESDAY

The Board meeting of the St. Joseph County Airport Authority District was called to order at 11:30 a.m. on Wednesday, July 27, 2022, by President Abraham Marcus.

Present: Abraham Marcus, President
David Sage, Vice President
Dr. Jay Asdell, Treasurer/Assistant Secretary
Michael Misch, Secretary

Comprising a quorum of the St. Joseph County Airport Authority District Board; also present at the meeting were:

Mike Daigle, CEO & Executive Director
Mitchell Heppenheimer, Attorney
Julie Curtis, Vice President Marketing & Air Service Development
Renata Matousova, Vice President Finance
Michelle Reedy, Vice President Human Resources
Mike Ornat, Safety Chief
Susan Oakley, Human Resources Specialist
Aaliyah McKinney, Recording Secretary
Kerianne Linn, Properties Manager
Marty Rollinger, LECO
Jim Sipocz, St. Joseph County Resident

Mr. Marcus introduced the first item on the Agenda, approval of the Minutes from the June 30, 2022, Board meeting.

Mr. Sage moved, and Dr. Asdell seconded the motion to approve the Minutes from the Board meeting held on June 30, 2022.

There being no comments, questions, or discussion, with a unanimous vote, the motion carried.

The next item on the Agenda is approval of the Payroll Warrants dated July 8, 2022.

Dr. Asdell moved, and Mr. Sage seconded the motion to approve the Payroll Warrants dated July 8, 2022.

There being no comments, questions, or discussion, with a unanimous vote, the motion carried.

ST. JOSEPH COUNTY AIRPORT AUTHORITY DISTRICT BOARD

July 27, 2022

WEDNESDAY

The next item on the Agenda is approval of the Payroll Warrants dated July 22, 2022.

Dr. Asdell moved, and Mr. Sage seconded the motion to approve the Payroll Warrants dated July 22, 2022.

There being no comments, questions, or discussion, with a unanimous vote, the motion carried.

The next item on the Agenda is the approval of the Invoice Vouchers and Claim Payments as per the Schedule dated July 27, 2022.

Dr. Asdell moved, and Mr. Sage seconded the motion to approve the Invoice Vouchers and Claim Payments per the Schedule dated July 27, 2022.

Dr. Asdell questioned if the stencils used for letters on the ramps are for one-time use or if they are kept. Mr. Daigle confirmed that they are kept.

Dr. Asdell questioned if they are made of cardboard. Mr. Daigle stated that he believes they are made of laminate.

Mr. Misch questioned the price of Performance Plus cleaning services (\$68,000/month) and what they clean. Mr. Daigle responded that they clean the entire concourse, terminal, public safety building, maintenance building, and other parts of the airport property.

Mr. Misch questioned if it would cost less to do the cleaning in-house. Mr. Daigle responded that it has been investigated and found that it would not cost less.

There being no further questions, comments, or discussion, with a unanimous vote, the motion carried.

Mr. Marcus introduced the next item on the Agenda.

FINANCIAL STATEMENT FOR THE MONTH OF MAY 2022.

Mr. Sage moved, and Dr. Asdell seconded the motion to accept the Financial Statement report for the month of May 2022.

Ms. Matousova referred to the Statement of Revenues Disbursements and Activity (Accrual Basis) for the period ending May 31, 2022. Refer to the attached report.

There being no questions, comments, or discussion, with a unanimous vote, the motion carried to accept the report.

Mr. Marcus introduced the next item on the Agenda, Tabled, and Unfinished Business which there was none and Continuing Business which there was none.

ST. JOSEPH COUNTY AIRPORT AUTHORITY DISTRICT BOARD

July 27, 2022

WEDNESDAY

Mr. Marcus introduced the next item on the Agenda, New Business.

NEW BUSINESS

Mr. Marcus introduced: CONSIDERATION TO APPROVE RESOLUTION 2022-07. CARRYOVER OF 2021 ENCUMBRANCES TO FISCAL YEAR ENDING DECEMBER 31, 2022.

Mr. Sage moved, and Dr. Asdell seconded the motion to approve carryover of 2021 encumbrances to fiscal year ending December 31, 2022.

There being no questions, comments, or discussion, with a unanimous vote, the motion carried.

Mr. Marcus introduced: CONSIDERATION TO APPROVE RESOLUTION 2022-08. PURCHASE OF REAL ESTATE AT 54881 OAK ROAD SOUTH BEND, IN.

Mr. Sage moved, and Dr. Asdell seconded the motion to approve purchase of real estate at 54881 Oak Road South Bend, IN.

There being no questions, comments, or discussion, with a unanimous vote, the motion carried.

Mr. Marcus introduced: CONSIDERATION TO APPROVE APPLICATION AND USE OF FAA GRANT FUNDS FOR THE TAXIWAY B PROJECT AIP 062-2022 AND AUTHORIZING THE CEO & EXECUTIVE DIRECTOR TO EXECUTE ALL NECESSARY DOCUMENTS.

Mr. Sage moved, and Dr. Asdell seconded the motion to approve application and use of FAA Grant funds for the Taxiway B project AIP 062-2022 and authorizing the CEO & Executive Director to execute all necessary documents.

There being no questions, comments, or discussion, with a unanimous vote, the motion carried.

ST. JOSEPH COUNTY AIRPORT AUTHORITY DISTRICT BOARD

July 27, 2022

WEDNESDAY

Mr. Marcus introduced: CONSIDERATION TO APPROVE THE RECOMMENDATION TO AWARD THE BID C FOR TAXIWAY B AND TERMINAL APRON PROJECT TO RIETH-RILEY CONSTRUCTION CO. INC IN THE AMOUNT NOT TO EXCEED \$22,111,665.47, SUBJECT TO AIP GRANT APPROVAL; AND AUTHORIZING THE CEO & EXECUTIVE DIRECTOR TO IMPLEMENT THE AWARD AND EXECUTE THE NECESSARY DOCUMENTATION.

Dr. Asdell moved, and Mr. Sage seconded the motion to approve the recommendation to award the Bid C for Taxiway B and Terminal Apron Project to Rieth-Riley Construction Co. Inc in the amount not to exceed \$22,111,665.47, subject to AIP grant approval; and authorizing the CEO & Executive Director to implement the award and execute the necessary documentation.

There being no questions, comments, or discussion, with a unanimous vote, the motion carried.

Mr. Marcus introduced: CONSIDERATION TO APPROVE EXTENSION TO AGREEMENT FOR AVIS CAR RENTAL.

Dr. Asdell moved, and Mr. Sage seconded the motion to approve extension to agreement for Avis Car Rental.

Mr. Sage questioned if the agreement is only for one year. Mr. Daigle confirmed that the agreement is for one year.

There being no further questions, comments, or discussion, with a unanimous vote, the motion carried.

Mr. Marcus introduced: CONSIDERATION TO APPROVE AMENDMENT #2 OF MICHIANA LEASE AMENDMENT.

Dr. Asdell moved, and Mr. Sage seconded the motion to approve Amendment #2 of Michiana Lease Amendment.

There being no questions, comments, or discussion, with a unanimous vote, the motion carried.

Mr. Marcus introduced: CONSIDERATION OF PERMIT EXTENSION WITH ELITE WHITMAN LIMO, LLC FOR A LIMOUSINE OPERATING PERMIT.

Dr. Asdell moved, and Mr. Sage seconded the motion to approve Permit extension with Elite Whitman Limo, LLC for a Limousine Operating Permit.

There being no questions, comments, or discussion, with a unanimous vote, the motion carried.

ST. JOSEPH COUNTY AIRPORT AUTHORITY DISTRICT BOARD

July 27, 2022

WEDNESDAY

Mr. Marcus introduced: CONSIDERATION OF PERMIT EXTENSION WITH SOUTH BEND LUXURY CHAUFFER FOR A LIMOUSINE OPERATING PERMIT.

Dr. Asdell moved, and Mr. Sage seconded the motion to approve Permit extension with South Bend Luxury Chauffer for a Limousine Operating Permit.

There being no questions, comments, or discussion, with a unanimous vote, the motion carried.

Mr. Marcus introduced: CONSIDERATION OF NEW LIMOUSINE OPERATING PERMIT FOR SKSMM LUXURY CHAUFFEUR, LLC.

Dr. Asdell moved, and Mr. Sage seconded the motion to approve new Limousine Operating Permit for SKSMM Luxury Chauffeur, LLC.

Dr. Asdell questioned if all the limousine operating permits are for one year. Mr. Daigle confirmed that they are for one year.

There being no further questions, comments, or discussion, with a unanimous vote, the motion carried.

THE EXECUTIVE DIRECTOR'S REPORT

Mr. Daigle referred to the 2022 Composite Statistic Chart for the period ending May 31, 2022.

Mr. Asdell questioned why there is a difference in the statistics columns for Air Cargo – Pounds Enplaned & Deplaned and Total Gross Landed Weight – Cargo. Mr. Daigle explained that the second column includes the weight of the aircraft and the first column is actual cargo, and they are tracked separately so it is known whether the true cargo that is coming to the airport and leaving is increasing or decreasing.

Mr. Marcus questioned if a bigger plane is being used. Mr. Daigle confirmed that a bigger plane is being used and explained that it also helps capture unscheduled cargo that goes in and out of the airport.

Dr. Asdell questioned if fuel prices have gone down or remained the same. Mr. Daigle stated that he is not aware of price changes at this time.

Mr. Marcus questioned if the data reflected gallons or dollars. Mr. Daigle confirmed that it is gallons.

Mr. Sage questioned if American Airlines has added flights. Ms. Curtis responded that American has added LaGuardia flights for the football season.

Mr. Heppenheimer questioned what their (American) load capacity is. Ms. Curtis stated that the load capacities are very high.

ST. JOSEPH COUNTY AIRPORT AUTHORITY DISTRICT BOARD

July 27, 2022

WEDNESDAY

Mr. Daigle acknowledged and thanked Sue Oakley for handling board tasks for the past several months and welcomed Aaliyah McKinney who will be taking over the role.

Mr. Daigle welcomed Patrick Mac Carthaigh, Vice President of Operations, to his first board meeting at South Bend International Airport.

Dr. Asdell questioned if Boy and Girl Scouts are involved in Aviation Education Day. Mr. Daigle confirmed that they are.

Mr. Marcus introduced: PRIVILEGE OF THE FLOOR

Jim Sipocz, resident of South Bend in St. Joseph County, questioned if the airport has applied for or received any of the grant money provided to the FAA. Mr. Daigle responded that there is money that has been applied for in the Airport Improvement Program, but there were lots of funds that are not open for airports to apply for, so the airport will go after Federal dollars if possible.

ST. JOSEPH COUNTY AIRPORT AUTHORITY DISTRICT BOARD

July 27, 2022

WEDNESDAY

Mr. Marcus introduced: ADJOURNMENT

Mr. Marcus asked for a motion to adjourn the meeting.


There was a motion by Mr. Sage and seconded by Dr. Asdell to adjourn the meeting.

There being no questions, comments, or discussion, with a unanimous vote, the motion carried.

The Board meeting was adjourned at 11:50 a.m.

ST. JOSEPH COUNTY AIRPORT AUTHORITY DISTRICT BOARD

By:



Michael P. Misch, Secretary

Written By: Michael A. Daigle, A.A.E

**ST. JOSEPH COUNTY AIRPORT AUTHORITY DISTRICT BOARD
RESOLUTION NO. 2022-07**

CARRYOVER OF ENCUMBRANCES

WHERE AS, Resolution 2020-05 appropriated monies for the purpose of defraying the expenses of the St. Joseph County Airport Authority District for the fiscal year ending December 31, 2021.

WHERE AS, of December 31, 2021, encumbered balances remained from monies appropriated for the year ending December 31, 2021.

NOW, THEREFORE, be it ordained by the St. Joseph County Airport Authority District Board, that for the expenses of the taxing unit the following sums of money which were encumbered during 2021 are hereby to be carried over from the 2021 Appropriations Budget to the 2022 Appropriations Budget.

BE IT FURTHER RESOLVED, that the officers and agents of the St. Joseph County Airport Authority District Board be and they are hereby authorized to execute whatever documents may be necessary in order to effectuate the purposes and intent of this Resolution. This Resolution shall be in full force and effect from and after its passage.

ACCOUNT	BUDGET CATEGORY	ENCUMBRANCE	
6100	PERSONAL SERVICES	<hr/>	
6130	Uniforms	\$	604
6132	Other Benefits	\$	738
6200	SUPPLIES	<hr/>	
6259	Pavements/Grounds Supplies	\$	12,304
6260	Building Supplies	\$	4,247
6261	Minor Equipment/Supplies	\$	5,053
6265	Data/Communications Supplies	\$	13,027
6300	OTHER SERVICES	<hr/>	
6308	Service Contracts	\$	9,873
6309	Promotion	\$	26,672
6311	Professional/Tech Services	\$	88,669
6314	Cleaning Services	\$	70,000
6351	Trash and Rubbish Removal	\$	472
6359	Repair-Pavements/Grounds	\$	150,792
6360	Repair-Buildings	\$	16,568
6362	Repair-Motor Vehicles	\$	4,515
6365	Repair-Data/Communications	\$	4,393

6400

CAPITAL OUTLAYS

6462	Motor Vehicles	\$	1,696,837
6480	Airport Improvement Projects	\$	2,569,281
	TOTAL ENCUMBRANCE	<u>\$</u>	<u>4,674,045</u>

Adopted this 27th day of July, 2022.


ST. JOSEPH COUNTY AIRPORT AUTHORITY DISTRICT BOARD



President - Abraham Marcus



Vice President - David Sage




Treasurer - Dr. Bernard J. Asdell




Secretary - Michael Misch

ATTEST:

By: 

Secretary - Michael Misch

ST. JOSEPH COUNTY AIRPORT
DISTRICT BOARD

By: 

President - Abraham Marcus

**ST. JOSEPH COUNTY AIRPORT AUTHORITY
DISTRICT BOARD RESOLUTION 2022-08**

WHEREAS, it is deemed necessary by the St. Joseph County Airport Authority District in furtherance of the provisions of IC 8-22-3-1 et seq. to improve the South Bend International Airport and landing fields and other air and navigation facilities for the use of airplanes and other aircraft and to construct and maintain adequate and needed facilities for the comfort and accommodation of air travelers and the public and,

WHEREAS, in furtherance of these purposes it is necessary to acquire the real estate legally described in Exhibit "A," attached to and specifically made a part of this resolution and,

WHEREAS, the owner(s) of such real estate at 54881 Oak Road, South Bend, IN, 46628, are Ikene Adesola Etc, Custodian.

WHEREAS, such real estate has been appraised by Steve Sante, at a fair market value of Ninety-two thousand three hundred dollars (\$92,300). A copy of the appraisal of Steve Sante, being attached to and specifically made a part of this resolution as Exhibit "B" and,

WHEREAS, on May 13, 2022, an offer, to purchase said real estate and improvements, was made to Ikene Adesola Etc, Custodian for the sum of seventy thousand dollars (\$70,000), a copy of the offer being attached to and specifically made a part of this resolution as Exhibit "C" and,

WHEREAS, on the 16th day of June 2022, such offer was accepted by the Ikene Adesola Etc Custodian, however, to the approval of the entire St. Joseph County Airport Authority District Board, a copy of the acceptance being attached to and specifically made a part of this resolution as Exhibit "D".





NOW, THEREFORE, BE IT RESOLVED that the St. Joseph County Airport Authority District Board, by its officers and agents, be and it is hereby directed and authorized to accept and approve the purchase of the above-described real estate located on such real estate for the sum of seventy thousand dollars (\$70,000), from Ikene Adesola, Etc Custodain on furnishing to the St. Joseph

County Airport Authority District of an acceptable Warranty Deed conveying such described real estate.

BE IT FURTHER RESOLVED that the officers and agents of the St. Joseph County Airport Authority District Board be and they are hereby authorized to execute whatever documents may be necessary in order to effectuate the purposes and intent of this resolution.


Dated: _____.

ADOPTED this 27th day of July 2022.


AYE	NAY
 _____	_____
 _____	_____
 _____	_____
 _____	_____

**ST. JOSEPH COUNTY AIRPORT
AUTHORITY DISTRICT BOARD**

ATTEST:



Secretary

By: 

President

Exhibit "A"

Tax ID No. 004-1021-0369.07

130'x290' Beg 532.75'N of SE Cor .87 ac 31 31-38 2e

ST. JOSEPH COUNTY AIRPORT AUTHORITY
Monthly Financial Report - Modified Accrual
For the Period Ending May 31, 2022

	Year To Date Comparison					Annual Comparison			
	05/31/2021		05/31/2022		Incr/(Decr)	2020	2021	2022	2022
	% of annual		% of budget			actual	actual	budget	projections
Operating Revenue									
Airfield	381,382	37 %	424,828	34%	43,083	753,011	1,039,140	1,237,055	1,019,586
Terminal - Aviation	806,834	40 %	846,316	32%	28,612	1,955,592	1,997,095	2,618,607	2,031,158
Terminal - Non-Aviation	56,464	31 %	85,255	68%	26,370	134,479	181,639	125,000	204,613
Concessions	383,220	26 %	617,235	68%	199,539	982,589	1,483,202	910,462	1,481,364
Parking	845,396	35 %	1,258,353	45%	324,144	1,439,708	2,400,620	2,786,810	3,020,046
FBO	219,995	36 %	259,758	49%	32,766	512,609	614,469	527,988	623,420
Building	150,902	40 %	147,865	41%	(12,494)	458,792	377,870	362,164	354,876
Other	10,000	77 %	13,000	130%	0	13,000	13,000	10,000	16,000
Total Operating Revenue	2,854,192	35 %	3,652,610	43%	642,022	6,249,779	8,107,036	8,578,086	8,766,264
Operating Expenses									
Employee Expenses	2,273,497	42 %	2,384,505	28 %	71,777	5,291,927	5,431,677	7,053,375	5,636,103
Supplies	321,142	44 %	409,480	26 %	81,570	724,777	733,883	1,340,550	982,751
Repairs	440,301	30 %	582,389	20 %	45,218	1,156,487	1,466,921	2,321,450	1,397,733
Service Contracts	45,741	38 %	40,817	22 %	2,034	118,128	121,704	141,460	97,960
Marketing	242,705	48 %	207,339	24 %	(43,168)	380,778	500,814	687,900	497,613
Utilities (Gas, Water, Elec)	265,176	42 %	281,998	40 %	29,507	640,885	629,929	617,000	676,794
Other Services and Charges	546,214	29 %	864,516	23 %	36,895	1,671,723	1,876,412	2,125,691	1,834,839
Total Operating Expenses	4,134,776	38 %	4,771,042	26 %	223,833	9,984,705	10,761,340	14,287,426	11,123,792
Operating Income (excluding depreciation)	(1,280,584)	48 %	(1,118,432)	6 %	418,188	(3,734,926)	(2,654,304)	(5,709,340)	(2,357,528)
Other Revenue									
Property Taxes	0	0 %	0	0 %	0	2,743,486	2,447,993	3,100,000	3,100,000
Financial Institution Taxes	0	0 %	0	0 %	0	4,394	4,537	4,673	4,673
License Excise Taxes	0	0 %	0	0 %	0	250,455	194,217	200,044	200,044
Com. Vehicle Excise Taxes	0	0 %	0	0 %	0	22,268	18,659	19,219	19,219
C.O.I.T.	250,794	43 %	191,661	32%	(54,009)	468,337	581,848	599,303	459,986
Interest Revenue	19,920	36 %	38,168	67 %	10,742	89,419	55,342	57,002	91,604
Federal Grant LEO	65,620	52 %	28,810	24 %	(26,439)	-	125,020	120,000	120,000
Federal Grant - ARP	0	0 %	2,803,279	0 %	2,803,279	-	-	-	4,994,943
Federal Grant-CARES	0	0 %	0	0 %	0	7,368,166	3,085,898	-	-
Miscellaneous Revenue	11,688	16 %	278,317	696 %	21,638	274,236	71,482	40,000	60,000
Total Other Revenue	348,021	5 %	3,340,235	81 %	2,755,211	11,220,760	6,584,996	4,140,241	9,050,468
Total Income	(932,562)	(24) %	2,221,803	(15) %	3,173,399	7,485,834	3,930,691	(1,569,099)	6,692,940
Capital Activity									
Capital Grants	1,604,984	13 %	4,598,022	0 %	3,097,636	1,662,814	12,064,153	18,213,947	18,213,947
Capital Spending	(1,483,746)	12 %	(6,297,019)	21 %	(4,728,220)	(5,627,636)	(12,058,265)	29,837,547	29,837,547
Net Activity	121,238	2,059 %	(1,698,997)		(1,630,584)	(3,964,823)	5,888	(13,192,699)	(4,930,660)

2022 COMPOSITE STATISTIC CHART



	Airline Enplanements								Aircraft Landed Weight								Aircraft Operations							
	For Ref.	2018	2019	2020	2021	2022	Diff.	%	For Ref.	2018	2019	2020	2021	2022	Diff.	%	For Ref.	2018	2019	2020	2021	2022	Diff.	%
Jan	24,334	27,446	31,089	15,463	24,966	9,503	61.46%	37,338,558	45,119,355	46,956,721	40,212,339	46,692,655	6,480,316	16.12%	2,090	2,469	2,437	2,323	2,481	158	6.80%			
Feb	23,589	30,163	34,427	18,512	28,257	9,745	52.64%	34,116,427	43,915,750	48,317,342	37,100,102	42,980,546	5,880,444	15.85%	2,564	2,905	3,235	2,212	2,149	-63	-2.85%			
Mar	31,761	40,371	21,628	26,703	32,817	6,114	22.90%	44,471,024	54,550,047	53,255,392	49,878,238	46,095,733	-3,782,505	-7.58%	3,405	3,443	2,691	3,169	2,793	-376	-11.86%			
Apr	26,440	33,159	1,488	23,782	28,119	4,337	18.24%	38,592,178	49,157,940	25,000,949	50,190,644	45,111,357	-5,079,287	-10.12%	3,124	3,472	1,545	3,263	3,203	-60	-1.84%			
May	27,042	33,646	6,385	28,450	30,127	1,677	5.89%	40,158,989	48,752,498	23,653,345	48,556,650	44,236,632	-4,320,018	-8.90%	3,241	3,606	1,990	3,401	3,385	-16	-0.47%			
Jun	31,349	35,982	10,329	30,046				47,137,609	48,069,984	24,410,105	45,485,465						3,377	3,731	2,028	2,968				
Jul	32,358	37,589	14,244	32,515				48,676,256	52,156,923	32,787,340	46,458,257						4,174	4,053	2,672	3,989				
Aug	33,370	34,972	15,303	30,412				50,721,887	49,413,099	36,427,743	48,507,803						3,555	3,911	2,880	3,763				
Sep	32,843	34,800	16,384	30,825				50,567,236	49,570,763	36,408,280	48,437,707						4,654	4,281	3,056	3,866				
Oct	37,330	37,640	21,265	37,324				54,636,739	52,012,517	40,746,322	51,946,325						3,923	4,022	2,982	4,250				
Nov	35,608	36,398	19,616	33,755				52,171,472	51,515,544	41,103,205	50,157,150						3,103	3,576	2,666	3,620				
Dec	32,853	35,763	19,586	33,858				49,320,627	49,127,887	46,731,628	49,173,807						2,890	3,041	2,485	2,314				
Ann. Totals	368,877	417,929	211,744	341,645				547,909,002	593,362,307	455,798,372	566,104,487						40,100	42,510	30,667	39,138				
YTD	133,166	164,785	95,017	112,910	144,286	31,376	27.79%	194,677,176	241,495,590	197,183,749	225,937,973	225,116,923	-821,050	-0.36%	14,424	15,895	11,898	14,368	14,011	-357	-2.48%			

Comments:
 COVID-19 Pandemic - Indiana Stay at home order started Tuesday, March 24, 2020 at 11:59 p.m. through Sunday, May 3, 2020 at 11:59 p.m.
 GAF - Suspension of flights July 2020 through September 2020
 Highlighted numbers - Lower than current year

2022 COMPOSITE STATISTIC CHART



	Air Cargo - Pounds Enplaned & Deplaned								Total Gross Landed Weight - Cargo								Aviation Fuel Flowage - Gallons							
	For Ref.								For Ref.								For Ref.							
	2018	2019	2020	2021	2022	Diff.	%	2018	2019	2020	2021	2022	Diff.	%	2018	2019	2020	2021	2022	Diff.	%			
Jan	1,843,758	1,800,406	1,531,563	1,526,394	1,534,927	8,533	0.56%	7,990,900	8,592,000	8,577,300	8,007,000	9,039,600	1,032,600	12.90%	405,970	508,391	521,332	422,069	509,330	87,261	20.67%			
Feb	1,774,488	1,685,905	1,421,503	1,318,007	1,437,603	119,596	9.07%	7,711,100	8,071,600	7,762,400	6,649,820	9,299,000	2,649,180	39.84%	436,183	563,504	599,532	441,377	539,704	98,327	22.28%			
Mar	1,851,234	1,957,265	1,515,570	1,784,293	1,806,958	22,665	1.27%	8,634,500	8,304,100	8,621,000	8,641,070	10,586,680	1,945,610	22.52%	536,600	626,890	583,673	579,104	562,910	-16,194	-2.80%			
Apr	1,717,205	2,033,219	1,353,341	1,838,807	1,557,877	-280,930	-15.28%	7,580,500	8,069,800	8,591,400	8,439,000	9,902,380	1,463,380	17.34%	505,154	579,000	201,422	483,939	608,603	124,664	25.76%			
May	2,069,079	2,414,023	1,585,719	1,876,932	1,629,489	-247,443	-13.18%	9,121,600	9,281,800	8,204,500	8,054,200	9,237,440	1,183,240	14.69%	496,824	565,763	247,933	539,959	601,986	62,027	11.49%			
Jun	2,054,333	2,449,186	1,589,329	1,960,534				8,269,700	8,079,500	7,985,400	8,370,300				483,691	558,063	297,386	525,641						
Jul	1,850,470	2,344,420	1,657,177	1,930,510				7,560,400	7,993,900	8,933,700	8,419,500				552,415	615,989	368,329	506,406						
Aug	2,110,500	2,119,468	1,522,375	1,855,901				8,826,500	8,634,500	7,855,894	8,396,600				696,916	635,253	399,593	584,011						
Sep	2,207,003	1,631,790	1,631,499	1,885,100				8,046,600	7,425,000	8,207,820	8,649,600				901,028	663,561	375,253	609,089						
Oct	1,942,067	1,862,042	1,797,376	2,149,123				8,393,094	8,818,400	8,652,100	8,478,000				700,934	754,441	435,530	816,370						
Nov	1,825,215	1,603,884	1,592,248	2,019,444				8,182,294	7,818,500	7,700,260	9,506,956				668,753	696,536	390,493	723,276						
Dec	1,706,870	1,517,426	1,886,237	1,910,637				8,697,200	8,413,020	11,654,635	11,606,740				588,774	569,333	442,064	499,308						
Ann. Totals	22,952,222	23,419,034	19,083,937	22,055,682				99,014,988	99,512,120	102,746,409	103,218,786				6,973,242	7,336,724	4,862,540	6,730,549						
YTD	9,255,764	9,890,818	7,407,696	8,344,433	7,966,854	-377,579	-4.52%	41,038,800	42,329,300	41,756,600	39,791,090	48,065,100	8,274,010	20.78%	2,380,731	2,843,548	2,153,892	2,466,448	2,822,533	356,085	14.44%			

Comments:

COVID-19 Pandemic - Indiana Stay at home order started Tuesday, March 24, 2020 at 11:59 p.m. through Sunday, May 3, 2020 at 11:59 p.m.

GAF - Suspension of flights July 2020 through September 2020

Highlighted numbers - Lower than current year

2022 COMPOSITE STATISTIC CHART



	Car Rental - Gross Sales								Restaurant/Gift Shop - Gross Sales								Republic Parking - Gross Sales							
	For Ref.								For Ref.								For Ref.							
	2018	2019	2020	2021	2022	Diff.	%		2018	2019	2020	2021	2022	Diff.	%		2018	2019	2020	2021	2022	Diff.	%	
Jan	\$567,289	\$698,471	\$729,762	\$441,153	\$724,316	\$283,163	64.19%		\$148,963	\$188,895	\$163,073	\$105,612	\$144,430	\$38,818	36.76%		\$285,292	\$310,436	\$354,715	\$175,389	\$298,806	\$123,417	70.37%	
Feb	\$595,332	\$682,397	\$754,761	\$438,200	\$746,852	\$308,652	70.44%		\$146,779	\$180,879	\$193,464	\$121,695	\$158,357	\$36,662	30.13%		\$271,854	\$343,289	\$379,742	\$177,392	\$316,284	\$138,892	78.30%	
Mar	\$795,129	\$889,712	\$579,120	\$654,855	\$805,780	\$150,925	23.05%		\$194,745	\$239,253	\$118,802	\$172,140	\$201,962	\$29,822	17.32%		\$350,756	\$439,565	\$251,950	\$280,790	\$364,154	\$83,364	29.69%	
Apr	\$778,450	\$1,003,632	\$140,492	\$769,853	\$997,225	\$227,372	29.53%		\$156,803	\$197,310	\$13,851	\$149,689	\$177,767	\$28,078	18.76%		\$317,946	\$382,901	\$18,585	\$259,266	\$345,794	\$86,528	33.37%	
May	\$909,603	\$1,078,072	\$280,476	\$1,084,985	\$1,250,219	\$165,234	15.23%		\$162,292	\$210,096	\$37,077	\$161,123	\$170,637	\$9,514	5.90%		\$274,283	\$342,200	\$44,217	\$234,437	\$311,107	\$76,670	32.70%	
Jun	\$1,001,124	\$1,060,068	\$468,404	\$1,167,501					\$206,732	\$222,580	\$60,612	\$169,924					\$296,506	\$341,681	\$68,761	\$245,370				
Jul	\$1,371,950	\$1,458,011	\$732,751	\$1,415,916					\$206,437	\$238,848	\$89,230	\$179,650					\$297,498	\$302,894	\$91,822	\$260,188				
Aug	\$1,317,134	\$1,394,398	\$827,404	\$1,583,919					\$209,213	\$216,414	\$102,262	\$164,149					\$296,295	\$316,135	\$95,474	\$242,553				
Sep	\$1,234,325	\$1,205,292	\$738,409	\$1,306,573					\$206,175	\$215,717	\$109,100	\$171,287					\$287,693	\$320,529	\$119,370	\$268,367				
Oct	\$1,149,256	\$1,222,851	\$681,311	\$1,462,623					\$218,985	\$225,575	\$136,919	\$212,199					\$359,033	\$365,173	\$165,793	\$333,167				
Nov	\$1,008,292	\$1,039,499	\$579,117	\$1,192,301					\$211,669	\$219,652	\$114,698	\$175,877					\$334,068	\$332,839	\$146,284	\$297,978				
Dec	\$749,294	\$894,183	\$440,276	\$850,361					\$184,283	\$197,911	\$122,988	\$189,168					\$287,249	\$313,701	\$135,848	\$274,240				
Ann. Totals	\$11,477,178	\$12,626,586	\$6,952,283	\$12,368,240					\$2,253,076	\$2,533,130	\$1,262,076	\$1,972,513					\$3,658,473	\$4,111,343	\$1,872,561	\$3,049,137				
YTD	\$3,645,803	\$4,352,284	\$2,484,611	\$3,389,046	\$4,524,392	\$1,135,346	33.50%		\$809,582	\$996,433	\$526,267	\$710,259	\$853,153	\$142,894	20.12%		\$1,500,131	\$1,818,391	\$1,049,209	\$1,127,274	\$1,636,145	\$508,871	45.14%	

Comments:

COVID-19 Pandemic - Indiana Stay at home order started Tuesday, March 24, 2020 at 11:59 p.m. through Sunday, May 3, 2020 at 11:59 p.m.
 GAF - Suspension of flights July 2020 through September 2020

Highlighted numbers - Lower than current year

2022 COMPOSITE STATISTIC CHART



	South Shore Passengers								South Shore Ops.								International Flights - GAF							
	For Ref.								For Ref.								For Ref.							
	2018	2019	2020	2021	2022	Diff.	%		2018	2019	2020	2021	2022	Diff.	%		2018	2019	2020	2021	2022	Diff.	%	
Jan	15,027	14,125	15,044	4,618	8,972	4,354	94.28%		195	186	199	195	197	2	1.03%		10	6	10	2	5	3	150.00%	
Feb	16,778	12,881	15,748	4,932	8,940	4,008	81.27%		180	166	185	152	180	28	18.42%		9	11	8	4	6	2	50.00%	
Mar	21,211	20,397	8,640	7,332	13,530	6,198	84.53%		199	197	185	201	201	0	0.00%		10	7	4	1	8	7	700.00%	
Apr	20,509	20,180	1,902	10,467	14,608	4,141	39.56%		182	194	150	194	188	-6	-3.09%		7	7	0	4	14	10	250.00%	
May	19,452	19,127	2,914	10,437	15,290	4,853	46.50%		185	183	153	177	197	20	11.30%		13	12	4	12	17	5	41.67%	
Jun	20,965	20,088	3,854	11,197					181	182	161	175					13	8	6	4				
Jul	25,692	23,571	5,847	15,889					209	190	183	196					7	13	1	7				
Aug	22,069	20,433	6,293	11,650					192	190	189	154					8	13	0	6				
Sep	20,944	19,530	6,151	14,806					190	192	192	188					12	16	0	10				
Oct	18,422	20,997	6,760	20,259					201	201	199	194					20	20	3	13				
Nov	22,997	22,150	4,924	15,419					193	190	190	192					16	9	1	13				
Dec	22,575	22,795	4,523	14,889					194	197	194	199					7	13	4	10				
Ann. Totals	246,641	236,274	82,600	141,895					2,301	2,268	2,180	2,217					132	135	41	86				
YTD	92,977	86,710	44,248	37,786	61,340	23,554	62.34%		941	926	872	919	963	44	4.79%		49	43	26	23	50	27	117.39%	

Comments:

COVID-19 Pandemic - Indiana Stay at home order started Tuesday, March 24, 2020 at 11:59 p.m. through Sunday, May 3, 2020 at 11:59 p.m.
 GAF - Suspension of flights July 2020 through September 2020

Highlighted numbers - Lower than current year