

# ST. JOSEPH COUNTY AIRPORT AUTHORITY DISTRICT BOARD

DECEMBER 15, 2022

THURSDAY

The Board meeting of the St. Joseph County Airport Authority District was called to order at 11:30 a.m. on Thursday, December 15, 2022, by President David Sage.

Present: David Sage, President  
Michael Misch, Vice President  
Andrew Kostielney, Treasurer

Comprising a quorum of the St. Joseph County Airport Authority District Board; also present at the meeting were:

Mike Daigle, CEO & Executive Director  
Mitchell Heppenheimer, Attorney  
Patrick Mac Carthaigh, Vice President of Operations  
Julie Curtis, Vice President Marketing & Air Service Development  
Renata Matousova, Vice President Finance  
Michelle Reedy, Vice President Human Resources  
Mike Ornat, Safety Chief  
Ashley Thorsen, Operations Manager  
Aaliyah McKinney, Recording Secretary  
Kerianne Linn, Properties Manager  
Hodge Patel, Abonmarche  
Randy Jones, Corporate Wings  
Marty Rollinger, LECO  
Jim Sipocz, Friend of the Authority

Mr. Sage introduced the first item on the Agenda, election of officers for December 2022.

Mr. Misch moved, and Mr. Kostielney seconded the motion to elect the officers for December 2022.

There being no comments, questions, or discussion, with a unanimous vote, the motion carried.

The next item on the Agenda is approval of the Minutes from the November 17, 2022, Board meeting.

Mr. Misch moved, and Mr. Kostielney seconded the motion to approve the Minutes from the Board meeting held on November 17, 2022.

There being no comments, questions, or discussion, with a unanimous vote, the motion carried.

# ST. JOSEPH COUNTY AIRPORT AUTHORITY DISTRICT BOARD

DECEMBER 15, 2022

THURSDAY

The next item on the Agenda is approval of the Payroll Warrants dated November 25, 2022.

Mr. Misch moved, and Mr. Kostielney seconded the motion to approve the Payroll Warrants dated November 25, 2022.

There being no comments, questions, or discussion, with a unanimous vote, the motion carried.

The next item on the Agenda is approval of the Payroll Warrants dated December 9, 2022.

Mr. Misch moved, and Mr. Kostielney seconded the motion to approve the Payroll Warrants dated December 9, 2022.

There being no comments, questions, or discussion, with a unanimous vote, the motion carried.

The next item on the Agenda is the approval of the Invoice Vouchers and Claim Payments as per the Schedule dated December 15, 2022.

Mr. Misch moved, and Mr. Kostielney seconded the motion to approve the Invoice Vouchers and Claim Payments per the Schedule dated December 15, 2022.

There being no comments, questions, or discussion, with a unanimous vote, the motion carried.

Mr. Sage introduced the next item on the Agenda.

## FINANCIAL STATEMENT FOR THE MONTH OF OCTOBER 2022.

Mr. Misch moved, and Mr. Kostielney seconded the motion to accept the Financial Statement report for the month of October 2022.

Ms. Matousova referred to the Statement of Revenues Disbursements and Activity (Accrual Basis) for the period ending October 31, 2022. Refer to the attached report.

There being no comments, questions, or discussion, with a unanimous vote, the motion carried to accept the report.

# ST. JOSEPH COUNTY AIRPORT AUTHORITY DISTRICT BOARD

DECEMBER 15, 2022

THURSDAY

Mr. Sage introduced the next item on the Agenda.

## CAPITAL IMPROVEMENT PLAN FOR 2023-2028.

Mr. Misch moved, and Mr. Kostielney seconded the motion to accept the Capital Improvement Plan for 2023-2028.

Mr. Mac Carthaigh referred to the 2023-2028 Capital Improvement Plan Priority & Funding Summary. Refer to the attached report.

There being no comments, questions, or discussion, with a unanimous vote, the motion carried to accept the report.

Mr. Sage introduced: PRIVILEGE OF THE FLOOR

Mr. Randy Jones, St. Joseph County resident and manager of Corporate Wings, introduced himself and expressed his sympathy for the passing of Mr. Abraham Marcus. While introducing himself, he provided a synopsis of Corporate Wings including what they do and their guiding principles. He also wished the Board happy holidays.

Mr. Sage introduced the next item on the Agenda, Tabled and Unfinished Business. There was none. He then introduced Continuing Business of which there was none.

Mr. Sage introduced the next item on the Agenda, New Business.

## NEW BUSINESS

Mr. Sage introduced: CONSIDERATION TO APPROVE THE NEWLY NEGOTIATED 2023 UNION CONTRACT FOR THE PUBLIC SAFETY DEPARTMENT.

Mr. Misch moved, and Mr. Kostielney seconded the motion to approve the newly negotiated 2023 Union Contract for the Public Safety Department.

There being no questions, comments, or discussion, with a unanimous vote, the motion carried.

Mr. Sage introduced: CONSIDERATION TO APPROVE THE NEWLY NEGOTIATED 2023 UNION CONTRACT FOR THE MAINTENANCE DEPARTMENT.

Mr. Misch moved, and Mr. Kostielney seconded the motion to approve the newly negotiated 2023 union contract for the Maintenance Department.

There being no questions, comments, or discussion, with a unanimous vote, the motion carried.

**ST. JOSEPH COUNTY AIRPORT AUTHORITY DISTRICT BOARD**

**DECEMBER 15, 2022**

**THURSDAY**

Mr. Sage introduced: CONSIDERATION TO APPROVE THE ST. JOSEPH COUNTY AIRPORT AUTHORITY 2023 BOARD OF DIRECTORS MEETING SCHEDULE.

Mr. Misch moved, and Mr. Kostielney seconded the motion approve the St. Joseph County Airport Authority 2023 Board of Directors Meeting Schedule.

There being no questions, comments, or discussion, with a unanimous vote, the motion carried.

Mr. Sage introduced: CONSIDERATION TO APPROVE RESOLUTION 2022-13, THE ST. JOSEPH COUNTY AIRPORT AUTHORITY SALARY AND HOURLY PAY RANGES.

Mr. Misch moved, and Mr. Kostielney seconded the motion to approve Resolution 2022-13, the St. Joseph County Airport Authority Salary and Hourly Pay Ranges.

There being no questions, comments, or discussion, with a unanimous vote, the motion carried.

Mr. Sage introduced: CONSIDERATION TO APPROVE RESOLUTION 2022-14 FOR BUDGET TRANSFER FOR FISCAL YEAR 2022.

Mr. Misch moved, and Mr. Kostielney seconded the motion to approve Resolution 2022-14 for Budget Transfer for Fiscal Year 2022.

There being no questions, comments, or discussion, with a unanimous vote, the motion carried.

Mr. Sage introduced: CONSIDERATION TO APPROVE NEW CORPORATE WINGS GLYCOL AGREEMENT.

Mr. Misch moved, and Mr. Kostielney seconded the motion to approve new Corporate Wings Glycol agreement.

There being no questions, comments, or discussion, with a unanimous vote, the motion carried.

Mr. Sage introduced: CONSIDERATION TO APPROVE NEW ATLANTIC AVIATION GLYCOL AGREEMENT.

Mr. Misch moved, and Mr. Kostielney seconded the motion to approve new Atlantic Aviation Glycol agreement.

There being no questions, comments, or discussion, with a unanimous vote, the motion carried.

**ST. JOSEPH COUNTY AIRPORT AUTHORITY DISTRICT BOARD**

**DECEMBER 15, 2022**

**THURSDAY**

Mr. Sage introduced: CONSIDERATION TO APPROVE AUTOCLAVE LEASE EXTENSION FOR ATLANTIC AVIATION.

Mr. Misch moved, and Mr. Kostielney seconded the motion to approve Autoclave Lease extension for Atlantic Aviation.

There being no questions, comments, or discussion, with a unanimous vote, the motion carried.

Mr. Sage introduced: CONSIDERATION TO APPROVE AMENDMENT TO ENTERPRISE AGREEMENT FOR WASH AND MAINTENANCE FACILITY.

Mr. Misch moved, and Mr. Kostielney seconded the motion to approve Amendment to Enterprise agreement for wash and maintenance facility.

There being no questions, comments, or discussion, with a unanimous vote, the motion carried.

Mr. Sage introduced: CONSIDERATION TO APPROVE ALLEGIANT AIRLINE AGREEMENT EXTENSIONS FOR 2022 AND 2023.

Mr. Misch moved, and Mr. Kostielney seconded the motion to approve Allegiant Airline agreement extensions for 2022 and 2023.

There being no questions, comments, or discussion, with a unanimous vote, the motion carried.

Mr. Sage introduced: CONSIDERATION TO APPROVE LECO FUEL FLOWAGE RENEWAL.

Mr. Misch moved, and Mr. Kostielney seconded the motion to approve LECO fuel flowage renewal.

There being no questions, comments, or discussion, with a unanimous vote, the motion carried.

Mr. Sage introduced: CONSIDERATION TO APPROVE SOLICITATION AND REVIEW BIDS FOR THE AIRFIELD LIGHTING CONTROL AND MONITORING SYSTEM REHABILITATION AND IMPROVEMENT PROJECT.

Mr. Misch moved, and Mr. Kostielney seconded the motion to approve solicitation and review bids for the Airfield Lighting Control and Monitoring System rehabilitation and improvement project.

There being no questions, comments, or discussion, with a unanimous vote, the motion carried.

**ST. JOSEPH COUNTY AIRPORT AUTHORITY DISTRICT BOARD**

**DECEMBER 15, 2022**

**THURSDAY**

THE EXECUTIVE DIRECTOR'S REPORT

Mr. Daigle referred to the 2022 Composite Statistic Chart for the period ending October 31, 2022.

Mr. Daigle congratulated the newly elected Officers for their new positions.

Mr. Sage congratulated Ashley Thorsen and presented her with her Airport Business Magazine Top 40 Under 40 Award plaque.

Mr. Daigle congratulated Corey McAlvey for passing his Certified Member exam with the American Association of Airport Executives.

Mr. Daigle thanked everyone who attended and lent a hand with the Bears in the Air Kick-Off Party. He announced that \$31,000 had been raised so far and approximately 450 people attended the event. He also stated that bear deliveries would take place the following week and mentioned that more than 2,500 bears would be provided to six area hospitals.

Mr. Sage introduced: ADJOURNMENT

Mr. Sage asked for a motion to adjourn the meeting.

There was a motion by Mr. Misch and seconded by Mr. Kostielney to adjourn the meeting.

There being no questions, comments, or discussion, with a unanimous vote, the motion carried.

The Board meeting was adjourned at 11:58 a.m.

ST. JOSEPH COUNTY AIRPORT AUTHORITY DISTRICT BOARD

By:



Secretary

Written By: Michael A. Daigle, A.A.E

**ST. JOSEPH COUNTY AIRPORT AUTHORITY DISTRICT BOARD  
RESOLUTION NO. 2022-13**

**A RESOLUTION ESTABLISHING SALARY AND HOURLY PAY RANGES FOR EMPLOYEES OF THE  
ST. JOSEPH COUNTY AIRPORT AUTHORITY DISTRICT BEGINNING JANUARY 1, 2023, AND  
FIXING A TIME WHEN THE SAME SHALL TAKE EFFECT.**

**WHEREAS**, it is necessary for the Board of the St. Joseph County Airport Authority District to establish salary and hourly pay ranges for employees of the St. Joseph County Airport Authority District beginning January 1, 2023.

**NOW, THEREFORE BE IT RESOLVED BY THE ST. JOSEPH COUNTY AIRPORT AUTHORITY THAT:**


**Section One.** For the fiscal year ending December 31, 2023, the following pay ranges shall be set for salary and hourly employees of the St. Joseph County Airport Authority. The Board of the St. Joseph County Airport Authority shall establish the actual salary of the Executive Director, and the Executive Director is authorized to establish the actual salary, hourly wages, stipends, and bonus payments of the respective remaining employees of the St. Joseph County Airport Authority, within the ranges established for the respective job classifications set out in this Resolution. The rates shown in the Resolution do not reflect payments made at termination for sick or PTO pay. The rates shown in the Resolution do not reflect payments made for taxable fringe benefits, auto allowance, bonus, or payments made as part of any time buy back program. The rates will be effective on the pay period beginning December 19, 2022, to be paid on January 6, 2023.

TITLE	2023	
	MINIMUM	MAXIMUM
	<b>Yearly</b>	
CEO & EXECUTIVE DIRECTOR	\$ 137,554	\$ 254,966
VICE PRESIDENT OF FINANCE	99,916	159,922
VICE PRESIDENT OF OPERATIONS	99,916	159,922
VICE PRESIDENT OF MARKETING & AIR SERVICE DEVELOPMENT	90,020	131,369
VICE PRESIDENT OF HUMAN RESOURCES	69,000	131,369
PUBLIC SAFETY CHIEF	75,351	124,816
OPERATIONS MANAGER	69,000	113,470
ACCOUNTING MANAGER	69,000	113,470
PROJECT MANAGER	69,000	113,470
PROPERTIES MANAGER	69,000	113,470
MAINTENANCE MANAGER	69,000	113,470
INFORMATION TECHNOLOGY (IT) MANAGER	69,000	113,469
SPECIAL PROJECTS COORDINATOR	69,000	113,469
MAINTENANCE SUPERVISOR	56,723	90,375
TERMINAL SERVICES SUPERVISOR	56,723	91,530
	<b>Hourly</b>	
STAFF ACCOUNTANT	\$ 18.72	\$ 40.82
FINANCIAL SPECIALIST	18.72	40.82
MARKETING AND COMMUNICATIONS COORDINATOR	18.72	40.82
HUMAN RESOURCES SPECIALIST	18.72	40.82
OFFICE (CLERICAL)	13.20	23.85
OPERATIONS SPECIALIST	19.36	35.02
COMMUNICATION CENTER - AGENT	14.30	27.30
MAINTENANCE WORKER	17.58	45.07
PUBLIC SAFETY CAPTAINS	18.08	40.17
PUBLIC SAFETY LIEUTENANT	14.72	38.21
PUBLIC SAFETY OFFICER	13.38	35.34
PART TIME/TEMPORARY WORKER	12.10	38.39


Section Two. This Resolution shall be in full force and effect from and after its passage.

Adopted this 15th day of December, 2022.


**ST. JOSEPH COUNTY AIRPORT AUTHORITY DISTRICT BOARD**



\_\_\_\_\_  
President - David R. Sage



\_\_\_\_\_  
Vice President - Michael Misch



\_\_\_\_\_  
Treasurer - Andrew Kostelney

*vacant*

\_\_\_\_\_  
Secretary -



**ST. JOSEPH COUNTY AIRPORT AUTHORITY DISTRICT BOARD  
RESOLUTION 2022-14**

**BUDGET TRANSFER FOR FISCAL YEAR 2022**

WHEREAS, it has been determined that budgeted funds for roof replacement were classified as capital, but have to be recorded as services expense according to GAAP,

NOW THEREFORE be it ordained by the St. Joseph County Airport Authority District Board, that for the expenses of the taxing unit the following sums of money are hereby to be transferred from the capital outlay line item budget to the specified services line item budget as detailed in this resolution.

BE IT FURTHER RESOLVED, that the officers and agents of the St. Joseph County Airport Authority District Board be and they are hereby authorized to execute whatever documents may be necessary in order to effectuate the purposes and intent of this resolution. This Resolution shall be in full force and effect from and after its passage..

**FROM ACCOUNT**

*Category – 6400 Capital Outlays*

Acct. 6410 – Land and Land Improvements \$ 800,000.00


**TO ACCOUNT**

*Category - 6300 Services*

Acct. 6360 – Repair-Buildings \$ 800,000.00

ADOPTED this 15 day of December 2022.

AYE



---

---

---

---

NAY

---

---


---

---

**ST. JOSEPH COUNTY AIRPORT  
AUTHORITY DISTRICT**

ATTEST:

By: vacant  
Secretary

By:   
President

# ST. JOSEPH COUNTY AIRPORT AUTHORITY

Monthly Financial Report - Modified Accrual

For the Period Ending October 31, 2022

	Year To Date Comparison					Annual Comparison				
	10/31/2021		10/31/2022		Incr/(Decr)	2020	2021	2022	2022	
	Actual	% of Annual	Actual	% of budget		actual	actual	budget	projections	
<b>Operating Activity</b>										
Operating Revenue										
Airfield	849,555	82 %	849,759	69 %	205	753,011	1,039,140	1,237,055	1,019,711	
Terminal - Aviation	1,651,050	83 %	1,693,495	65%	42,444	1,955,592	1,997,095	2,618,607	2,032,193	
Terminal - Non-Aviation	146,934	81 %	185,008	148%	38,074	134,479	181,639	125,000	222,009	
Concessions	1,205,404	81 %	1,425,999	157%	220,595	982,589	1,483,202	910,462	1,711,199	
Parking	1,971,483	82 %	2,538,846	91%	567,363	1,439,708	2,400,620	2,786,810	3,046,615	
FBO	499,514	81 %	576,524	109%	77,010	512,609	614,469	527,988	691,829	
Building	256,808	68 %	284,496	79%	27,687	458,792	377,870	362,164	341,395	
Other	13,000	100 %	16,000	160%	3,000	13,000	13,000	10,000	16,000	
<b>Total Operating Revenue</b>	<b>6,593,747</b>	<b>81 %</b>	<b>7,570,126</b>	<b>88%</b>	<b>976,379</b>	<b>6,249,779</b>	<b>8,107,036</b>	<b>8,578,086</b>	<b>9,080,951</b>	
			0							
Operating Expenses										
Employee Expenses	4,479,956	82 %	5,043,976	71 %	564,020	5,291,927	5,431,677	7,054,717.49	5,961,063	
Supplies	573,973	78 %	758,287	55 %	184,315	724,777	733,883	1,375,180.21	909,945	
Repairs	901,048	61 %	1,986,262	80 %	1,085,214	1,156,487	1,466,921	2,497,718.37	2,383,514	
Service Contracts	104,684	86 %	143,177	95 %	38,493	118,128	121,704	151,333.00	171,813	
Marketing	359,351	72 %	378,929	53 %	19,578	380,778	500,814	714,572.13	454,714	
Utilities (Gas, Water, Elec)	528,895	84 %	569,015	92 %	40,120	640,885	629,929	617,000.00	682,818	
Other Services and Charges	1,481,362	79 %	2,338,540	102 %	857,178	1,671,723	1,876,412	2,284,831.18	2,686,248	
<b>Total Operating Expenses</b>	<b>8,429,269</b>	<b>78 %</b>	<b>11,218,186</b>	<b>76 %</b>	<b>2,788,918</b>	<b>9,984,705</b>	<b>10,761,340</b>	<b>14,695,352</b>	<b>13,250,115</b>	
<b>Operating Income (excluding depreciation)</b>	<b>(1,835,521)</b>		<b>(3,648,061)</b>		<b>(1,812,539)</b>	<b>(3,734,926)</b>	<b>(2,654,304)</b>	<b>(6,117,266)</b>	<b>(4,169,164)</b>	
<b>Non-Operating Activity</b>										
Other Revenue										
Property Taxes	1,382,318	56 %	1,424,033	46 %	41,715	2,743,486	2,447,993	3,100,000	3,100,000	
Financial Institution Taxes	1,628	36 %	2,905	62 %	1,277	4,394	4,537	4,673	4,673	
License Excise Taxes	93,407	48 %	92,541	46 %	(866)	250,455	194,217	200,044	200,044	
Com. Vehicle Excise Taxes	9,329	50 %	9,631	50 %	302	22,268	18,659	19,219	19,219	
C.O.I.T.	487,261	84 %	360,617	60 %	(126,645)	468,337	581,848	599,303	432,740	
Interest Revenue	43,985	79 %	235,137	413 %	191,152	89,419	55,342	57,002	282,164	
Federal Grant LEO	105,656	85 %	107,588	90 %	1,932	-	125,020	120,000	120,000	
Federal Grant - ARP	0	N/A	4,238,283	N/A	4,238,283	-	-	-	4,994,943	
Federal Grant-CARES	3,085,297	100 %	0	N/A	(3,085,297)	7,368,166	3,085,898	-	-	
Miscellaneous Revenue	18,220	25 %	291,562	729 %	273,342	274,236	71,482	40,000	60,000	
Customer Facility Charge	296,330	92 %	568,187		271,857	206,838	321,545	600,000	681,824	
<b>Total Other Revenue</b>	<b>5,523,432</b>	<b>80 %</b>	<b>7,330,484</b>	<b>155 %</b>	<b>1,807,051</b>	<b>11,427,598</b>	<b>6,906,541</b>	<b>4,740,241</b>	<b>9,895,606</b>	
<b>Total Income</b>	<b>3,687,911</b>		<b>3,682,423</b>		<b>(5,488)</b>	<b>7,692,672</b>	<b>4,252,236</b>	<b>(1,377,025)</b>	<b>5,726,442</b>	
Capital Activity										
Capital Grants	6,419,475	13 %	13,429,064	0 %	7,009,588	1,662,814	12,064,153	22,106,465	22,106,465	
Capital Spending	7,275,963	25 %	17,920,449	21 %	10,644,486	(5,627,636)	(12,058,265)	(33,730,065)	(33,730,065)	
<b>Net Activity</b>	<b>2,831,423</b>		<b>(808,962)</b>		<b>(3,640,385)</b>	<b>3,727,849</b>	<b>4,258,124</b>	<b>(13,000,625)</b>	<b>(5,897,158)</b>	

2022 COMPOSITE STATISTIC CHART



	Airline Enplanements								Aircraft Landed Weight								Aircraft Operations							
	For Ref.		2019	2020	2021	2022	Diff.	%	For Ref.		2019	2020	2021	2022	Diff.	%	For Ref.		2019	2020	2021	2022	Diff.	%
2018	2018	2018							2018															
Jan	24,334	27,446	31,089	15,463	24,966	9,503	61.46%	37,338,558	45,119,355	46,956,721	40,212,339	46,692,655	6,480,316	16.12%	2,090	2,469	2,437	2,323	2,481	158	6.80%			
Feb	23,589	30,163	34,427	18,512	28,257	9,745	52.64%	34,116,427	43,915,750	48,317,342	37,100,102	42,980,546	5,880,444	15.85%	2,564	2,905	3,235	2,212	2,149	-63	-2.85%			
Mar	31,761	40,371	21,628	26,703	32,817	6,114	22.90%	44,471,024	54,550,047	53,255,392	49,878,238	46,095,733	-3,782,505	-7.58%	3,405	3,443	2,691	3,169	2,793	-376	-11.86%			
Apr	26,440	33,159	1,488	23,782	28,119	4,337	18.24%	38,592,178	49,157,940	25,000,949	50,190,644	45,111,357	-5,079,287	-10.12%	3,124	3,472	1,545	3,263	3,203	-60	-1.84%			
May	27,042	33,646	6,385	28,450	30,127	1,677	5.89%	40,158,989	48,752,498	23,653,345	48,556,650	44,236,632	-4,320,018	-8.90%	3,241	3,606	1,990	3,401	3,385	-16	-0.47%			
Jun	31,349	35,982	10,329	30,046	29,528	-518	-1.72%	47,137,609	48,069,984	24,410,105	45,485,465	43,348,059	-2,137,406	-4.70%	3,377	3,731	2,028	2,968	3,708	740	24.93%			
Jul	32,358	37,589	14,244	32,515	29,448	-3,067	-9.43%	48,676,256	52,156,923	32,787,340	46,458,257	41,682,314	-4,775,943	-10.28%	4,174	4,053	2,672	3,989	3,253	-736	-18.45%			
Aug	33,370	34,972	15,303	30,412	27,319	-3,093	-10.17%	50,721,887	49,413,099	36,427,743	48,507,803	40,928,975	-7,578,828	-15.62%	3,555	3,911	2,880	3,763	3,560	-203	-5.39%			
Sep	32,843	34,800	16,384	30,825	30,163	-662	-2.15%	50,567,236	49,570,763	36,408,280	48,437,707	43,991,213	-4,446,494	-9.18%	4,654	4,281	3,056	3,866	4,041	175	4.53%			
Oct	37,330	37,640	21,265	37,324	38,001	677	1.81%	54,636,739	52,012,517	40,746,322	51,946,325	52,874,638	928,313	1.79%	3,923	4,022	2,982	4,250	3,525	-725	-17.06%			
Nov	35,608	36,398	19,616	33,755				52,171,472	51,515,544	41,103,205	50,157,150				3,103	3,576	2,666	3,620						
Dec	32,853	35,763	19,586	33,858				49,320,627	49,127,887	46,731,628	49,173,807				2,890	3,041	2,485	2,314						
Ann. Totals	368,877	417,929	211,744	341,645				547,909,002	593,362,307	455,798,372	566,104,487				40,100	42,510	30,667	39,138						
YTD	300,416	345,768	172,542	274,032	298,745	24,713	9.02%	446,416,903	492,718,876	367,963,539	466,773,530	447,942,122	-18,831,408	-4.03%	34,107	35,893	25,516	33,204	32,098	-1,106	-3.33%			

Comments:

COVID-19 Pandemic - Indiana Stay at home order started Tuesday, March 24, 2020 at 11:59 p.m. through Sunday, May 3, 2020 at 11:59 p.m.

GAF - Suspension of flights July 2020 through September 2020

Highlighted numbers - Lower than current year

2022 COMPOSITE STATISTIC CHART



	Air Cargo - Pounds Enplaned & Deplaned								Total Gross Landed Weight - Cargo								Aviation Fuel Flowage - Gallons							
	For Ref. 2018	2019	2020	2021	2022	Diff.	%		For Ref. 2018	2019	2020	2021	2022	Diff.	%		For Ref. 2018	2019	2020	2021	2022	Diff.	%	
Jan	1,843,758	1,800,406	1,531,563	1,526,394	1,534,927	8,533	0.56%		7,990,900	8,592,000	8,577,300	8,007,000	9,039,600	1,032,600	12.90%		405,970	508,391	521,332	422,069	509,330	87,261	20.67%	
Feb	1,774,488	1,685,905	1,421,503	1,318,007	1,437,603	119,596	9.07%		7,711,100	8,071,600	7,762,400	6,649,820	9,299,000	2,649,180	39.84%		436,183	563,504	599,532	441,377	539,704	98,327	22.28%	
Mar	1,851,234	1,957,265	1,515,570	1,784,293	1,806,958	22,665	1.27%		8,634,500	8,304,100	8,621,000	8,641,070	10,586,680	1,945,610	22.52%		536,600	626,890	583,673	579,104	562,910	-16,194	-2.80%	
Apr	1,717,205	2,033,219	1,353,341	1,838,807	1,557,877	-280,930	-15.28%		7,580,500	8,069,800	8,591,400	8,439,000	9,902,380	1,463,380	17.34%		505,154	579,000	201,422	483,939	608,603	124,664	25.76%	
May	2,069,079	2,414,023	1,585,719	1,876,932	1,629,489	-247,443	-13.18%		9,121,800	9,291,800	8,204,500	8,054,200	9,237,440	1,183,240	14.69%		496,824	565,763	247,933	539,959	601,986	62,027	11.49%	
Jun	2,054,333	2,449,186	1,589,329	1,960,534	1,798,094	-162,440	-8.29%		8,269,700	8,079,500	7,985,400	8,370,300	9,870,760	1,500,460	17.93%		483,691	558,063	297,386	525,641	497,879	-27,762	-5.28%	
Jul	1,850,470	2,344,420	1,657,177	1,930,510	1,607,973	-322,537	-16.71%		7,560,400	7,993,900	8,933,700	8,419,500	9,774,060	1,354,560	16.09%		552,415	615,989	368,329	506,406	476,485	-29,921	-5.91%	
Aug	2,110,500	2,119,468	1,522,375	1,855,901	1,652,943	-202,958	-10.94%		8,826,900	8,634,500	7,855,894	8,396,600	9,870,680	1,474,080	17.56%		696,916	635,253	399,593	584,011	487,086	-96,925	-16.60%	
Sep	2,207,003	1,631,790	1,631,499	1,885,100	1,654,673	-230,427	-12.22%		8,046,600	7,425,000	8,207,820	8,649,600	9,490,394	840,794	9.72%		901,028	663,561	375,253	609,089	550,612	-58,477	-9.60%	
Oct	1,942,067	1,862,042	1,797,376	2,149,123	1,535,816	-613,307	-28.54%		8,393,094	8,818,400	8,652,100	8,478,000	9,408,560	930,560	10.98%		700,934	754,441	435,530	816,370	636,767	-179,603	-22.00%	
Nov	1,825,215	1,603,884	1,592,248	2,019,444					8,182,294	7,818,500	7,700,260	9,506,956					668,753	696,536	390,493	723,276				
Dec	1,706,870	1,517,426	1,886,237	1,910,637					8,697,200	8,413,020	11,654,635	11,606,740					588,774	569,333	442,064	499,308				
Ann. Totals	22,952,222	23,419,034	19,083,937	22,055,682					99,014,988	99,512,120	102,746,409	103,218,786					6,973,242	7,336,724	4,862,540	6,730,549				
YTD	19,420,137	20,297,724	15,605,452	18,125,601	16,216,353	-1,909,248	-10.53%		82,135,494	83,280,600	83,391,514	82,105,090	96,479,554	14,374,464	17.51%		5,715,715	6,070,855	4,029,983	5,507,965	5,471,362	-36,603	-0.66%	

Comments:

COVID-19 Pandemic - Indiana Stay at home order started Tuesday, March 24, 2020 at 11:59 p.m. through Sunday, May 3, 2020 at 11:59 p.m.

GAF - Suspension of flights July 2020 through September 2020

Highlighted numbers - Lower than current year

2022 COMPOSITE STATISTIC CHART



	Car Rental - Gross Sales								Restaurant/Gift Shop - Gross Sales								Republic Parking - Gross Sales							
	For Ref. 2018	2019	2020	2021	2022	Diff.	%		For Ref. 2018	2019	2020	2021	2022	Diff.	%		For Ref. 2018	2019	2020	2021	2022	Diff.	%	
Jan	\$567,289	\$698,471	\$729,762	\$441,153	\$724,316	\$283,163	64.19%		\$148,963	\$168,895	\$163,073	\$105,612	\$144,430	\$38,818	36.76%		\$285,292	\$310,436	\$354,715	\$175,389	\$298,806	\$123,417	70.37%	
Feb	\$595,332	\$682,397	\$754,761	\$438,200	\$746,852	\$308,652	70.44%		\$146,779	\$180,879	\$193,464	\$121,695	\$158,357	\$36,662	30.13%		\$271,854	\$343,289	\$379,742	\$177,392	\$316,284	\$138,892	78.30%	
Mar	\$795,129	\$889,712	\$579,120	\$654,855	\$805,780	\$150,925	23.05%		\$194,745	\$239,253	\$118,802	\$172,140	\$201,962	\$29,822	17.32%		\$350,756	\$439,565	\$251,950	\$280,790	\$364,154	\$83,364	29.69%	
Apr	\$778,450	\$1,003,632	\$140,492	\$769,853	\$997,225	\$227,372	29.53%		\$156,803	\$197,310	\$13,851	\$149,689	\$177,767	\$28,078	18.76%		\$317,946	\$382,901	\$18,585	\$259,266	\$345,794	\$86,528	33.37%	
May	\$909,603	\$1,078,072	\$280,476	\$1,084,985	\$1,250,219	\$165,234	15.23%		\$162,292	\$210,096	\$37,077	\$161,123	\$170,637	\$9,514	5.90%		\$274,283	\$342,200	\$44,217	\$234,437	\$311,107	\$76,670	32.70%	
Jun	\$1,001,124	\$1,060,068	\$468,404	\$1,167,501	\$1,253,690	\$86,189	7.38%		\$206,732	\$222,580	\$60,612	\$169,924	\$180,810	\$10,886	6.41%		\$296,506	\$341,681	\$68,761	\$245,370	\$263,585	\$18,215	7.42%	
Jul	\$1,371,950	\$1,458,011	\$732,751	\$1,415,916	\$1,347,559	-\$68,357	-4.83%		\$206,437	\$238,848	\$89,230	\$179,650	\$181,054	\$1,404	0.78%		\$297,498	\$302,894	\$91,822	\$260,188	\$253,972	-\$6,216	-2.39%	
Aug	\$1,317,134	\$1,394,398	\$827,404	\$1,583,919	\$1,341,267	-\$242,652	-15.32%		\$209,213	\$216,414	\$102,262	\$164,149	\$177,556	\$13,407	8.17%		\$296,295	\$316,135	\$95,474	\$242,553	\$258,883	\$16,330	6.73%	
Sep	\$1,234,325	\$1,205,292	\$738,409	\$1,306,573	\$1,106,528	-\$200,045	-15.31%		\$206,175	\$215,717	\$109,100	\$171,287	\$180,898	\$9,611	5.61%		\$287,693	\$320,529	\$119,370	\$268,367	\$278,520	\$10,153	3.78%	
Oct	\$1,149,256	\$1,222,851	\$681,311	\$1,462,623	\$1,210,299	-\$252,324	-17.25%		\$218,985	\$225,575	\$136,919	\$212,199	\$222,155	\$9,956	4.69%		\$359,033	\$365,173	\$165,793	\$333,167	\$367,839	\$34,672	10.41%	
Nov	\$1,008,292	\$1,039,499	\$579,117	\$1,192,301					\$211,669	\$219,652	\$114,698	\$175,877					\$334,068	\$332,839	\$146,284	\$297,978				
Dec	\$749,294	\$894,183	\$440,276	\$850,361					\$184,283	\$197,911	\$122,988	\$189,168					\$287,249	\$313,701	\$135,848	\$274,240				
Ann. Totals	\$11,477,178	\$12,626,586	\$6,952,283	\$12,368,240					\$2,253,076	\$2,533,130	\$1,262,076	\$1,972,513					\$3,658,473	\$4,111,343	\$1,872,561	\$3,049,137				
YTD	\$9,719,592	\$10,692,904	\$5,932,890	\$10,325,578	\$10,783,735	\$458,157	4.44%		\$1,857,124	\$2,115,567	\$1,024,390	\$1,607,468	\$1,795,626	\$188,158	11.71%		\$3,037,156	\$3,464,803	\$1,590,429	\$2,476,919	\$3,058,944	\$582,025	23.50%	

Comments:

COVID-19 Pandemic - Indiana Stay at home order started Tuesday, March 24, 2020 at 11:59 p.m. through Sunday, May 3, 2020 at 11:59 p.m.

GAF - Suspension of flights July 2020 through September 2020

Highlighted numbers - Lower than current year

2022 COMPOSITE STATISTIC CHART



	South Shore Passengers								South Shore Ops.								International Flights - GAF							
	For Ref.		2019	2020	2021	2022	Diff.	%	For Ref.		2019	2020	2021	2022	Diff.	%	For Ref.		2019	2020	2021	2022	Diff.	%
2018	2018	2018							2018															
Jan	15,027	14,125	15,044	4,618	8,972	4,354	94.28%	195	186	199	195	197	2	1.03%	10	6	10	2	5	3	150.00%			
Feb	16,778	12,881	15,748	4,932	8,940	4,008	81.27%	180	166	185	152	180	28	18.42%	9	11	8	4	6	2	50.00%			
Mar	21,211	20,397	8,640	7,332	13,530	6,198	84.53%	199	197	185	201	201	0	0.00%	10	7	4	1	8	7	700.00%			
Apr	20,509	20,180	1,902	10,467	14,608	4,141	39.56%	182	194	150	194	188	-6	-3.09%	7	7	0	4	14	10	250.00%			
May	19,452	19,127	2,914	10,437	15,290	4,853	46.50%	185	183	153	177	197	20	11.30%	13	12	4	12	17	5	41.67%			
Jun	20,965	20,088	3,854	11,197	15,014	3,817	34.09%	181	182	161	175	194	19	10.86%	13	8	6	4	9	5	125.00%			
Jul	25,692	23,571	5,847	15,889	18,102	2,213	13.93%	209	190	183	196	191	-5	-2.55%	7	13	1	7	11	4	57.14%			
Aug	22,069	20,433	6,293	11,650	14,814	3,164	27.16%	192	190	189	154	201	47	30.52%	8	13	0	6	16	10	166.67%			
Sep	20,944	19,530	6,151	14,806	13,613	-1,193	-8.06%	190	192	192	188	228	40	21.28%	12	16	0	10	18	8	80.00%			
Oct	18,422	20,997	6,760	20,259	16,039	-4,220	-20.83%	201	201	199	194	195	1	0.52%	20	20	3	13	11	-2	-15.38%			
Nov	22,997	22,150	4,924	15,419				193	190	190	192				16	9	1	13						
Dec	22,575	22,795	4,523	14,889				194	197	194	199				7	13	4	10						
Ann. Totals	246,641	236,274	82,600	141,895				2,301	2,268	2,180	2,217				132	135	41	86						
YTD	201,069	191,329	73,153	111,587	138,922	27,335	24.50%	1,914	1,881	1,796	1,826	1,972	146	8.00%	109	113	36	63	115	52	82.54%			

Comments:

COVID-19 Pandemic - Indiana Stay at home order started Tuesday, March 24, 2020 at 11:59 p.m. through Sunday, May 3, 2020 at 11:59 p.m.

GAF - Suspension of flights July 2020 through September 2020

Highlighted numbers - Lower than current year