

ST. JOSEPH COUNTY AIRPORT AUTHORITY DISTRICT BOARD

FEBRUARY 28, 2025

FRIDAY

The Board meeting of the St. Joseph County Airport Authority District was called to order at 11:30 a.m. on Friday, February 28, 2025, by President David Sage.

Present: David Sage, President
 Andrew Kostielney, Vice President
 Vincent Henderson, Treasurer
 Ashley Portolese-Miller, Secretary

Comprising a quorum of the St. Joseph County Airport Authority District Board; also present at the meeting were:

Mike Daigle, CEO & Executive Director
Michael Misch, Attorney
Patrick Mac Carthaigh, Vice President of Operations
Renata Matousova, Vice President of Finance & Administration
Aaliyah McKinney, Recording Secretary
Joseph Craine, TSA
James Murray, TSA
Alison Mynsberge, Visitor
John Mynsberge, Visitor
Nola Mynsberge, Visitor
Hodge Patel, Abonmarche
Stacy Smith, TSA
Jim Sipocz, Friend of the Authority
Josiah Twiddy, Atlantic Aviation

Mr. Sage introduced the first item on the Agenda, approval of the Minutes from the January 23, 2025, Board meeting.

Mr. Henderson moved, and Mr. Kostielney seconded the motion to approve the Minutes from the Board meeting held on January 23, 2025.

There being no comments, questions, or discussion, with a unanimous vote, the motion carried.

The next item on the Agenda is approval of the Payroll Warrants dated January 31, 2025.

Mr. Henderson moved, and Mr. Kostielney seconded the motion to approve the Payroll Warrants dated January 31, 2025.

There being no comments, questions, or discussion, with a unanimous vote, the motion carried.

ST. JOSEPH COUNTY AIRPORT AUTHORITY DISTRICT BOARD

FEBRUARY 28, 2025

FRIDAY

The next item on the Agenda is approval of the Payroll Warrants dated February 14, 2025.

Mr. Henderson moved, and Mr. Kostielney seconded the motion to approve the Payroll Warrants dated February 14, 2025.

There being no comments, questions, or discussion, with a unanimous vote, the motion carried.

The next item on the Agenda is the approval of the Invoice Vouchers and Claim Payments as per the Schedule dated February 28, 2025.

Mr. Henderson moved, and Mr. Kostielney seconded the motion to approve the Invoice Vouchers and Claim Payments as per the Schedule dated February 28, 2025.

There being no comments, questions, or discussion, with a unanimous vote, the motion carried.

Mr. Sage introduced the next item on the Agenda.

FINANCIAL STATEMENT FOR THE MONTH OF DECEMBER 2024.

Mr. Henderson moved, and Mr. Kostielney seconded the motion to accept the Financial Statement report for the month of December 2024.

Ms. Matousova referred to the Statement of Revenues Disbursements and Activity (Modified Accrual Basis) for the period ending December 31, 2024. Refer to the attached report.

There being no comments, questions, or discussion, with a unanimous vote, the motion carried to accept the report.

Mr. Sage introduced: PRIVILEGE OF THE FLOOR

Jim Sipocz, Friend of the Authority, questioned if the nationwide terminations of federal employees are affecting, or will affect, the TSA, FAA, and/or Air Traffic Control teams at SBN. Mr. Daigle and Mr. Sage stated that they do not have insight regarding this matter.

Alison Mynsberge, Visitor and St. Joseph County Resident, voiced concerns about the letter her parents received expressing the Airport Authority's interest in buying their property in the environment of local housing shortages. Mr. Daigle stated that he would meet for a discussion after the Board meeting concluded.

There were no additional comments from the floor.

ST. JOSEPH COUNTY AIRPORT AUTHORITY DISTRICT BOARD

FEBRUARY 28, 2025

FRIDAY

Mr. Sage introduced the next item on the Agenda, Tabled and Unfinished Business. There was none.

He then introduced Continuing Business of which there was none.

Mr. Sage introduced the next item on the Agenda, New Business.

NEW BUSINESS

Mr. Sage introduced: CONSIDERATION TO APPROVE RESOLUTION 2025-02, RELATED TO AQUEOUS FILM-FORMING FOAM.

Mr. Henderson moved, and Mr. Kostielney seconded the motion to approve Resolution 2025-02, related to Aqueous Film-Forming Foam.

There being no questions, comments, or discussion, with a unanimous vote, the motion carried.

Mr. Sage introduced: CONSIDERATION TO RATIFY EXECUTIVE SESSION ITEM 2025-2-1, ACCOMPLISHMENTS OF CEO & EXECUTIVE DIRECTOR, AND AUTHORIZING THE PRESIDENT OF THE AUTHORITY BOARD TO TAKE THE STEPS NECESSARY TO MOVE THE ITEM FORWARD AND SIGN ANY AND ALL APPROPRIATE DOCUMENTS.

Mr. Henderson moved, and Mr. Kostielney seconded the motion to ratify Executive Session Item 2025-2-1, accomplishments of CEO & Executive Director, and authorizing the President of the Authority Board to take the steps necessary to move the item forward and sign any and all appropriate documents.

There being no questions, comments, or discussion, with a unanimous vote, the motion carried.

Mr. Sage introduced: CONSIDERATION TO APPROVE CARRYING OVER THE 2024 ENCUMBRANCES FROM THE 2024 APPROPRIATIONS BUDGET TO THE 2025 APPROPRIATIONS BUDGET AS PER ATTACHED SHEET. (ATTACHMENT 1).

Mr. Henderson moved, and Mr. Kostielney seconded the motion to approve carrying over the 2024 encumbrances from the 2024 Appropriations Budget to the 2025 Appropriations Budget as per attached sheet. (Attachment 1).

There being no questions, comments, or discussion, with a unanimous vote, the motion carried.

Mr. Sage introduced: CONSIDERATION TO APPROVE THE USE AND LEASE EXTENSION AGREEMENT WITH AEROTERM SOUTH BEND, LLC.

ST. JOSEPH COUNTY AIRPORT AUTHORITY DISTRICT BOARD

FEBRUARY 28, 2025

FRIDAY

Mr. Henderson moved, and Mr. Kostielney seconded the motion to approve the Use and Lease extension agreement with AeroTerm South Bend, LLC.

There being no questions, comments, or discussion, with a unanimous vote, the motion carried.

Mr. Sage introduced: CONSIDERATION TO APPROVE THE LEASE EXTENSION AGREEMENT WITH ATLANTIC AVIATION FOR THE AUTOCLAVE.

Mr. Henderson moved, and Mr. Kostielney seconded the motion to approve the Lease extension agreement with Atlantic Aviation for the Autoclave.

There being no questions, comments, or discussion, with a unanimous vote, the motion carried.

Mr. Sage introduced: CONSIDERATION TO APPROVE THE PURCHASE OF A MULTIFUNCTIONAL, DUMP-STYLE TRUCK FROM TRUCK CENTERS, INC. IN THE AMOUNT OF \$353,584.00.

Mr. Henderson moved, and Mr. Kostielney seconded the motion to approve the purchase of a multifunctional, dump-style truck from Truck Centers, Inc. in the amount of \$353,584.00.

Mr. Sage questioned if this was a replacement truck. Mr. Daigle confirmed that it is.

There being no further questions, comments, or discussion, with a unanimous vote, the motion carried.

Mr. Sage introduced: CONSIDERATION TO ENTER INTO A REIMBURSABLE AGREEMENT WITH THE FEDERAL AVIATION ADMINISTRATION (FAA), AS PART OF THE TBAT PHASE E PROJECT, IN AN AMOUNT NOT TO EXCEED \$743,828.53; AND AUTHORIZATION FOR THE EXECUTIVE DIRECTOR TO SIGN AND EXECUTE THE AGREEMENT.

Mr. Henderson moved, and Mr. Kostielney seconded the motion to enter into a Reimbursable Agreement with the Federal Aviation Administration (FAA), as part of the TBAT Phase E Project, in an amount not to exceed \$743,828.53; and authorization for the Executive Director to sign and execute the agreement.

There being no questions, comments, or discussion, with a unanimous vote, the motion carried.

Mr. Sage introduced: CONSIDERATION TO UPDATE FOREIGN TRADE ZONE (FTZ) #125 SCHEDULE EFFECTIVE MARCH 1, 2025.

ST. JOSEPH COUNTY AIRPORT AUTHORITY DISTRICT BOARD

FEBRUARY 28, 2025

FRIDAY

Mr. Henderson moved, and Mr. Kostielney seconded the motion to update Foreign Trade Zone (FTZ) #125 Schedule effective March 1, 2025.

There being no questions, comments, or discussion, with a unanimous vote, the motion carried.

Mr. Sage presented the Partner of the Year award to the Transportation Security Administration team and thanked them for the phenomenal service they provide to passengers at SBN.

THE EXECUTIVE DIRECTOR'S REPORT

Mr. Daigle referred to the 2024 Composite Statistic Chart for the period ending December 31, 2024.

Mr. Daigle congratulated the TSA team for earning the Partner of the Year award and expressed his gratitude for the impactful work they do.

Mr. Daigle stated that he hopes to have the March Board meeting in the new Board room.

ST. JOSEPH COUNTY AIRPORT AUTHORITY DISTRICT BOARD

FEBRUARY 28, 2025

FRIDAY

Mr. Sage introduced: ADJOURNMENT

Mr. Sage asked for a motion to adjourn the meeting.

There was a motion by Mr. Henderson and seconded by Mr. Kostielney to adjourn the meeting.

There being no questions, comments, or discussion, with a unanimous vote, the motion carried.

The Board meeting was adjourned at 11:52 a.m.

ST. JOSEPH COUNTY AIRPORT AUTHORITY DISTRICT BOARD

By: _____

A handwritten signature in black ink, appearing to be 'J. M. ...', is written over a horizontal line. The signature is cursive and somewhat stylized.

Secretary

Written By: Michael A. Daigle, A.A.E

ST. JOSEPH COUNTY AIRPORT AUTHORITY

Monthly Financial Report - Modified Accrual

For the Period Ending December 31, 2024

Year To Date Comparison				
12/31/2023	12/31/2024			
Actual	Actual	% of budget	Incr/(Decr)	%
Operating Activity				
Operating Revenue				
Airfield	1,284,799	1,613,066	120 %	328,268 26%
Terminal - Aviation	2,171,942	2,274,018	96%	102,076 5%
Terminal - Non-Aviation	265,071	469,040	165%	203,969 77%
Concessions	1,878,772	2,173,744	127%	294,973 16%
Parking	3,806,007	4,364,268	100%	558,262 15%
FBO	749,096	782,323	103%	33,227 4%
Building	402,072	389,413	100%	(12,659) -3%
Other	32,000	38,000	146%	6,000 19%
Total Operating Revenue	10,589,758	12,103,873	108%	1,514,115 14%
Operating Expenses				
Employee Expenses	6,864,732	7,536,268	93 %	671,536 10%
Supplies	1,025,817	1,122,944	63 %	97,128 9%
Repairs	2,910,361	2,781,386	62 %	(128,975) -4%
Service Contracts	181,209	107,144	59 %	(74,065) -41%
Marketing	573,946	625,474	69 %	51,528 9%
Utilities (Gas, Water, Elec)	730,594	695,104	93 %	(35,490) -5%
Other Services and Charges	2,232,840	2,600,173	100 %	367,333 16%
Total Operating Expenses	14,519,499	15,468,493	82 %	948,994 7%
Operating Income (excluding depreciation)	(3,929,741)	(3,364,620)		565,121

Annual Comparison			
2022	2023	2024	2024
actual	actual	budget	projections
Operating Activity			
Operating Revenue			
1,083,096	1,284,799	1,342,403	1,613,066
2,066,043	2,171,942	2,359,684	2,274,018
238,506	265,071	283,880	469,040
1,715,155	1,878,772	1,715,496	2,173,744
2,980,794	3,806,007	4,368,205	4,364,268
718,616	749,096	762,583	782,323
411,111	402,072	389,179	389,413
21,000	32,000	26,000	38,000
9,234,322	10,589,758	11,247,430	12,103,873
Operating Expenses			
5,952,103	6,864,732	8,065,266	7,536,268
1,005,731	1,025,817	1,788,850	1,122,944
2,705,414	2,910,361	4,481,985	2,781,386
153,696	181,209	181,375	107,144
543,387	573,946	905,500	625,474
650,121	730,594	750,500	695,104
2,557,053	2,232,840	2,595,454	2,600,173
13,567,505	14,519,499	18,768,930	15,468,493
(4,333,183)	(3,929,741)	(7,521,500)	(3,364,620)

Non-Operating Activity

Other Revenue				
Property Taxes	2,663,423	2,924,271	82 %	260,848 N/A
Financial Institution Taxes	4,212	3,548	64 %	(665) N/A
License Excise Taxes	180,162	167,983	64 %	(12,179) N/A
Com. Vehicle Excise Taxes	19,147	19,235	71 %	88 N/A
C.O.I.T.	637,495	678,026	136 %	40,531 6 %
Interest Revenue	1,131,531	856,662	86 %	(274,870) (24) %
Federal Grant LEO	116,898	71,131	71 %	(45,766) N/A
Federal Grant-CARES	0	853,000	853 %	853,000 N/A
Federal Grant - ARP	0	89,126	89 %	89,126 N/A
Miscellaneous Revenue	251,914	624,761	625 %	372,847 N/A
Customer Facility Charge	841,662	946,440	118 %	104,778 N/A
Total Other Revenue	5,846,445	7,234,183	110 %	1,387,738 24 %
Total Income	1,916,704	3,869,563		1,952,859
Capital Activity				
Capital Grants	18,347,567	34,953,946	91 %	16,606,379 N/A
Capital Spending	31,184,181	44,374,938	95 %	13,190,757 N/A
Net Activity	(10,919,910)	(5,551,429)		5,368,481

2,502,402	2,663,423	3,584,396	2,924,271
5,120	4,212	5,566	3,548
186,806	180,162	263,593	167,983
19,263	19,147	26,920	19,235
428,199	637,495	500,000	678,026
372,421	1,131,531	1,000,000	856,662
107,588	116,898	100,000	71,131
4,994,943	-	100,000	853,000
-	-	100,000	89,126
324,491	251,914	100,000	624,761
721,756	841,662	800,000	946,440
9,662,989	5,846,445	6,580,475	7,234,183
5,329,806	1,916,704	(941,025)	3,869,563
17,105,367	18,347,567	38,552,858	34,953,946
21,712,098	31,184,181	46,607,458	44,374,938
723,075	(10,919,910)	(8,995,625)	(5,551,429)

RESOLUTION NO. 2025-2

A RESOLUTION OF THE ST. JOSEPH COUNTY AIRPORT AUTHORITY DISTRICT BOARD AUTHORIZING PARTICIPATION IN LITIGATION RELATED TO AQUEOUS FILM-FORMING FOAM (AFFF)

WHEREAS, the St. Joseph County Airport Authority District Board (the "Authority") operates and oversees the South Bend International Airport (the "Airport") pursuant to applicable Indiana law; and

WHEREAS, pursuant to Indiana Code § 8-22-3-11(a), the Authority has the power to sue in its own name; and

WHEREAS, there is ongoing national litigation against 3M Company ("3M") and multiple other defendants regarding contamination caused by aqueous film-forming foam ("AFFF"), a product designed, manufactured, and/or sold by the defendants; and

WHEREAS, the potential claim against these defendants is based on allegations that AFFF has contaminated soil and water resources near airports, fire training schools, fire stations, military installations, and other industrial locations with perfluorooctane sulfonate ("PFOS"), perfluorooctanoic acid ("PFOA"), and other chemicals in the per- and polyfluoroalkyl substances ("PFAS") family; and

WHEREAS, the defendant companies that manufactured and supplied AFFF were aware that the foam contained PFAS, including but not limited to PFOA and PFOS, which are persistent environmental contaminants known to pose risks to human health and the environment; and

WHEREAS, despite possessing knowledge of the risks associated with PFAS exposure and contamination, the defendant companies failed to adequately disclose such information to the Airport, thereby preventing the Airport from being fully informed of the dangers posed by the use and discharge of AFFF on its premises; and

WHEREAS, as a result of the defendant companies' failure to provide material information regarding PFAS contamination, the Airport unknowingly utilized AFFF, leading to potential environmental pollution and potential harm to public health, necessitating remedial action and legal recourse; and

WHEREAS, it is in the best interests of the Airport and the public at large to participate in the litigation to facilitate the investigation and potential remediation of PFAS contamination on Airport property; and

WHEREAS, the Authority has determined that it is necessary and appropriate to join the litigation by entering into the attached engagement letter with the law firms of Baron & Budd, P.C., Cossich, Sumich, Parsiola & Taylor, LLC, Cohen & Malad LLP, and Scott Yonover, P.C. (collectively referred to as the "Attorneys"), who will represent the Airport in the litigation.

NOW, THEREFORE, BE IT RESOLVED by the St. Joseph County Airport Authority District Board as follows:

1. The Authority hereby authorizes and approves the Airport's participation in the pending litigation related to AFFF contamination and finds that such participation is in the best interests of the Airport and the community it serves.
2. The Authority approves and authorizes the execution of the engagement letter with the Attorneys, attached hereto as Exhibit A, to represent the Airport in the litigation.
3. The Executive Director of the Airport, or their designee, is hereby authorized to take any and all actions necessary to implement this Resolution, including but not limited to executing all documents and agreements required for participation in the litigation.
4. This Resolution shall take effect immediately upon adoption.

ADOPTED this 28 day of Feb, 2025, by the St. Joseph County Airport Authority District Board.

ST. JOSEPH COUNTY AIRPORT AUTHORITY DISTRICT BOARD

By:  _____

David Sage
President

ATTEST:

By:  _____

Secretary

Carryover Encumbrances from 2024 To 2025 SJCAA Budget
Totals by Fund and Account

Aviation Fund

Personal Services

6130	Uniforms	\$	1,673.00
Supplies			
6259	Pavements/Grounds Supplies	\$	102,842.82
6260	Building Supplies	\$	78,013.24
6261	Minor Equipment/Supplies	\$	29,185.75
6262	Motor Vehicle Supplies	\$	915.87
6263	Heat, Vent, Air Conditioning Supplies	\$	17,661.48
6264	Office Furniture	\$	14,741.08
6265	Data/Communications Supplies	\$	7,035.09

Other Services

6308	Service Contracts	\$	3,660.00
6309.0002	Promotion - Advertising - Media	\$	15,745.64
6309.0005	Promotion - Marketing - Air Service Dev	\$	3,167.73
6310	Legal Services	\$	2,205.00
6311	Professional/Tech Services	\$	185,246.47
6311.0001	Professional/Tech Services-Consulting/Reporting	\$	18,487.50
6314	Cleaning Services	\$	69,276.00
6321	Postage and Freight	\$	612.00
6360	Repair-Buildings	\$	508,221.16
6361	Repair-Equipment	\$	414.62
6363	Repair-Heat, Vent, A/C	\$	5,766.54
6365	Repair-Data/Communications	\$	48,031.30
6391	Software and Web Services	\$	3,538.00

Capital Outlays

6410.0008	AIP 62 - Taxiway Bravo & Terminal Ramp Bid C	\$	80,391.67
6410.0033	Terminal restrooms and support spaces upgrade	\$	43,639.96
6410.0035	Ticket Counter Renovations - E122 & E144	\$	3,035.00
6460.0001	Terminal Passenger Furniture	\$	62,534.60
6461.0010	Major Equipment - South Fuel Pump Island	\$	47,756.00
6461.0011	Major Equipment - North Fuel Pump Island	\$	74,761.00
6462.0019	2024 Tiger Extreme Triple Flail Mower Deck	\$	88,212.78
6480.0009	AIP - Taxiway Bravo & Terminal Ramp Bid D	\$	1,238,647.37
6480.0010	AIP - Concourse - Gate 4 Accessibility Project	\$	487,191.20
6480.0011	AIP - Loading Bridge - Gate 8	\$	37,363.07
6480.0012	AIP 70 - Runway 18 Object Free Area Grading	\$	62,852.59

Total Aviation Fund **\$ 3,342,825.53**

Cumulative Building Fund

Capital Outlays

6410.0016	Board Room Relocation, Terminal Building	\$ 191,002.07
6410.0035	Ticket Counter Renovations - E122 & E144	\$ 16,500.00
6410.0036	Administrative Conference Room Renovation	\$ 47,537.50
6420.0001	Terminal Frontage Improvements	\$ 497,630.16
6461.0009	Major Equipment - Baggage Handling System	\$ 602,500.00
Total Cumulative Building Fund		\$ 1,355,169.73

Customer Facility Charge Fund

Other Services

6360	Repair-Buildings	\$ 6,618.44
-------------	------------------	-------------

Capital Outlays

6410.0008	AIP 62 - Taxiway Bravo & Terminal Ramp Bid C	\$ 676,091.37
------------------	--	---------------

Total Customer Facility Charge Fund**\$ 682,709.81****Tax Revenue Fund**

Other Services

6309.0010	Promotion - Coop Adv. - Airlines	\$ 225,000.00
------------------	----------------------------------	---------------

6311	Professional/Tech Services	\$ 35,000.00
-------------	----------------------------	--------------

Capital Outlays

6410.0017	Land Purchase of 004-1029-0529	\$ 108,905.00
------------------	--------------------------------	---------------

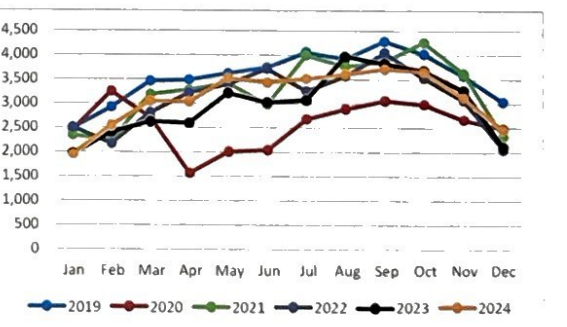
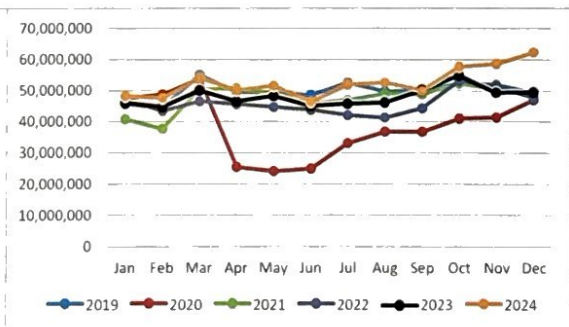
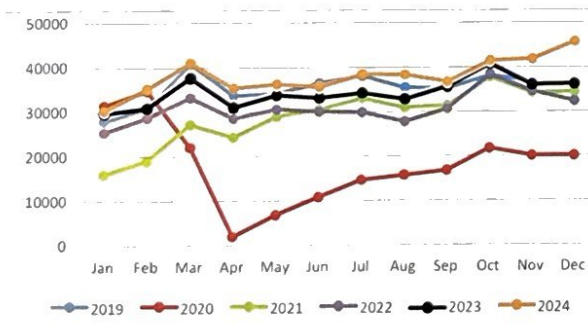
Total Revenue Fund**\$ 368,905.00****Total Carryover Encumbrances****\$ 5,749,610.07**

2024 COMPOSITE STATISTIC CHART



36607 0.22255619

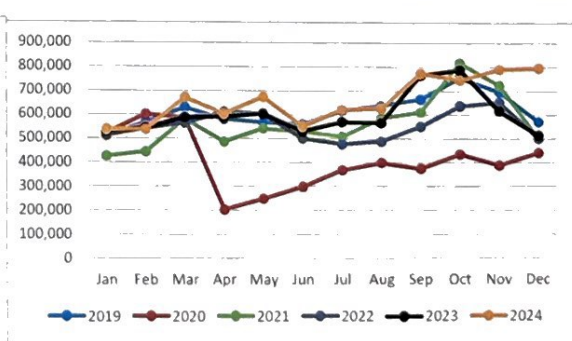
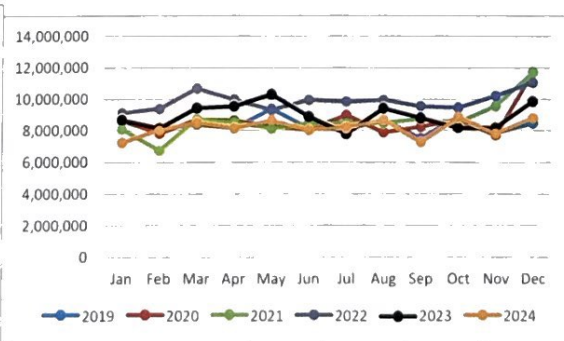
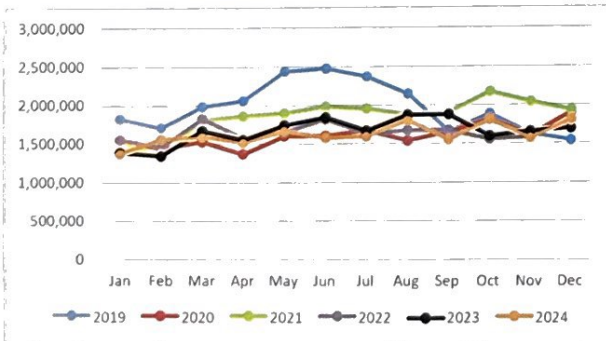
	Airline Enplanements					Aircraft Landed Weight					Aircraft Operations							
	For Ref.	2022	2023	2024	Diff.	%	For Ref.	2022	2023	2024	Diff.	%	For Ref.	2022	2023	2024	Diff.	%
Jan		24,966	29,703	29,943	240	0.8%		46,692,655	46,125,804	47,779,476	1,653,672	3.6%		2,481	1,960	1,934	(26)	-1.3%
Feb		28,257	30,957	34,828	3,871	12.5%		42,980,546	44,768,740	47,189,915	2,421,175	5.4%		2,149	2,412	2,532	120	5.0%
Mar		32,817	37,664	40,612	2,948	7.8%		46,095,733	50,032,891	53,691,797	3,658,906	7.3%		2,793	2,629	3,026	397	15.1%
Apr		28,119	31,088	34,927	3,839	12.3%		45,111,357	46,511,429	49,657,991	3,146,562	6.8%		3,203	2,595	3,021	426	16.4%
May		30,127	33,695	35,803	2,108	6.3%		44,236,632	48,239,248	51,150,696	2,911,448	6.0%		3,385	3,217	3,507	290	9.0%
Jun		29,528	33,064	35,146	2,082	6.3%		43,348,059	45,022,708	45,996,409	973,701	2.2%		3,708	3,032	3,420	388	12.8%
Jul		29,448	34,167	37,999	3,832	11.2%		41,682,314	45,847,394	51,511,367	5,663,973	12.4%		3,253	3,077	3,505	428	13.9%
Aug		27,319	32,757	37,916	5,159	15.7%		40,928,975	46,168,576	52,145,652	5,977,076	12.9%		3,560	3,977	3,596	(381)	-9.6%
Sep		30,163	35,671	36,272	601	1.7%		43,991,213	50,264,861	49,794,493	(470,368)	-0.9%		4,041	3,824	3,713	(111)	-2.9%
Oct		38,001	40,684	41,004	320	0.8%		52,874,638	54,936,574	57,395,915	2,459,341	4.5%		3,525	3,678	3,655	(23)	-0.6%
Nov		34,167	36,003	41,429	5,426	15.1%		51,221,012	49,419,646	58,318,394	8,898,748	18.0%		3,067	3,274	3,126	(148)	-4.5%
Dec		31,860	36,109	45,305	9,196	25.5%		47,515,917	49,565,761	62,132,777	12,567,016	25.4%		2,047	2,112	2,454	342	16.2%
Total		364,772	411,562				546,679,051	576,903,632					37,212	35,787				
YTD		364,772	411,562	451,184	39,622	9.6%	546,679,051	576,903,632	626,764,882	49,861,250	8.6%		37,212	35,787	37,489	1,702	4.8%	



2024 COMPOSITE STATISTIC CHART



	Air Cargo - Pounds Enplaned & Deplaned					Total Gross Landed Weight - Cargo					Aviation Fuel Flowage - Gallons				
	For Ref.					For Ref.					For Ref.				
	2022	2023	2024	Diff.	%	2022	2023	2024	Diff.	%	2022	2023	2024	Diff.	%
Jan	1,534,927	1,388,489	1,359,896	(28,593)	-2.1%	9,039,600	8,703,435	7,181,500	(1,521,935)	-17.5%	509,330	528,696	536,795	8,099	1.5%
Feb	1,437,603	1,348,676	1,543,817	195,141	14.5%	9,299,000	8,162,415	7,987,000	(175,415)	-2.1%	539,704	544,163	536,844	(7,319)	-1.3%
Mar	1,806,958	1,671,767	1,573,970	(97,797)	-5.8%	10,586,680	9,452,900	8,427,000	(1,025,900)	-10.9%	562,910	588,430	669,234	80,804	13.7%
Apr	1,557,877	1,554,170	1,497,698	(56,472)	-3.6%	9,902,380	9,549,380	8,095,800	(1,453,580)	-15.2%	608,603	589,684	601,940	12,256	2.1%
May	1,629,489	1,742,824	1,650,311	(92,513)	-5.3%	9,237,440	10,304,311	8,587,000	(1,717,311)	-16.7%	601,986	603,999	672,467	68,468	11.3%
Jun	1,798,094	1,841,175	1,558,932	(282,243)	-15.3%	9,870,760	8,893,200	7,996,500	(896,700)	-10.1%	497,879	530,626	549,159	18,533	3.5%
Jul	1,607,973	1,668,049	1,578,833	(89,216)	-5.3%	9,774,060	7,802,100	8,176,500	374,400	4.8%	476,485	569,538	620,106	50,568	8.9%
Aug	1,652,943	1,872,550	1,785,554	(86,996)	-4.6%	9,870,680	9,424,900	8,619,500	(805,400)	-8.5%	487,086	565,380	623,831	58,451	10.3%
Sep	1,654,673	1,874,902	1,535,798	(339,104)	-18.1%	9,490,394	8,824,934	7,233,420	(1,591,514)	-18.0%	550,612	765,185	772,173	6,988	0.9%
Oct	1,535,816	1,598,454	1,792,620	194,166	12.1%	9,408,560	8,188,500	8,811,500	623,000	7.6%	636,767	788,475	745,162	(43,313)	-5.5%
Nov	1,556,970	1,655,028	1,554,657	(100,371)	-6.1%	10,151,468	8,188,500	7,799,000	(389,500)	-4.8%	652,288	617,254	790,675	173,421	28.1%
Dec	1,785,332	1,693,526	1,794,285	100,759	5.9%	11,000,780	9,856,720	8,785,000	(1,071,720)	-10.9%	501,342	514,833	795,734	280,901	54.6%
Total	19,558,655	19,909,610				117,631,802	107,351,295				6,624,992	7,206,263			
YTD	19,558,655	19,909,610	19,226,371	(683,238)	-3.4%	117,631,802	107,351,295	97,699,720	(9,651,575)	-9.0%	6,624,992	7,206,263	7,914,120	707,857	9.8%



2024 COMPOSITE STATISTIC CHART



	Republic Parking - Gross Sales					South Shore Passengers					International Flights - GAF				
	For Ref. 2022	2023	2024	Diff.	%	For Ref. 2022	2023	2024	Diff.	%	For Ref. 2022	2023	2024	Diff.	%
Jan	\$298,806	\$372,121	\$436,966	\$64,845	17.4%	8,972	9,775	8,213	(1,562)	-16.0%	5	9	7	(2)	-22.2%
Feb	\$316,284	\$354,454	\$466,727	\$112,273	31.7%	8,940	8,829	8,510	(319)	-3.6%	6	11	4	(7)	-63.6%
Mar	\$364,154	\$486,224	\$556,549	\$70,325	14.5%	13,530	12,919	13,427	508	3.9%	8	10	6	(4)	-40.0%
Apr	\$345,794	\$451,036	\$476,179	\$25,143	5.6%	14,608	13,773	12,596	(1,177)	-8.5%	14	13	4	(9)	-69.2%
May	\$311,107	\$361,183	\$411,178	\$49,995	13.8%	15,290	11,791	16,802	5,011	42.5%	17	8	14	6	75.0%
Jun	\$263,585	\$333,718	\$385,171	\$51,453	15.4%	15,014	12,175	17,947	5,772	47.4%	9	15	5	(10)	-66.7%
Jul	\$253,972	\$322,194	\$367,920	\$45,726	14.2%	18,102	13,964	22,167	8,203	58.7%	11	7	9	2	28.6%
Aug	\$258,883	\$326,556	\$408,804	\$82,248	25.2%	14,814	12,291	19,657	7,366	59.9%	16	7	5	(2)	-28.6%
Sep	\$278,520	\$365,106	\$412,647	\$47,541	13.0%	13,613	11,767	18,564	6,797	57.8%	18	9	15	6	66.7%
Oct	\$367,839	\$451,892	\$460,191	\$8,299	1.8%	16,039	12,390	19,508	7,118	57.4%	11	12	4	(8)	-66.7%
Nov	\$316,313	\$406,791	\$427,403	\$20,612	5.1%	14,639	12,190	20,943	8,753	71.8%	18	9	7	(2)	-22.2%
Dec	\$273,090	\$371,458	\$438,690	\$67,232	18.1%	13,374	13,338	23,235	9,897	74.2%	8	10	6	(4)	-40.0%
Ann. To	\$3,648,347	\$4,602,733				166,935	145,202				141	120			
YTD	\$3,648,347	\$4,602,733	\$5,248,426	\$645,693	14.03%	166,935	145,202	201,569	56,367	38.8%	141	120	86	(34)	-28.3%

